

# 1.0 CONTEXT

NYU 383 Lafayette - NYC LANDMARKS PRESERVATION COMMISSION

JUNE 30th, 2014

1

**ennead** architects LLP



NOHO
  NOHO EXTENSION
  NOHO EAST

## SITE - LANDMARK DISTRICTS

NYU 383 Lafayette - NYC LANDMARKS PRESERVATION COMMISSION





## EXISTING CONDITIONS

NYU 383 Lafayette - NYC LANDMARKS PRESERVATION COMMISSION

JUNE 30th, 2014

3

enneed architects LLP





Looking West on E 4th Street



1942, courtesy of MCNY

## HISTORIC CONDITION

NYU 383 Lafayette - NYC LANDMARKS PRESERVATION COMMISSION





NON-HISTORIC BRICK PIERS AND INFILL AT GROUND FLOOR



NON-HISTORIC BRICK PIERS, ENTRANCE INFILL AND ENTRANCE SURROUND



NON-HISTORIC CAPITAL AT BRICK PIER



NON-HISTORIC BRICK PIER DAMAGED BY AGGRESSIVE GRAFFITI REMOVAL

## EXISTING CONDITIONS OF LAFAYETTE STREET GROUND FLOOR





HISTORIC BRICK MASONRY AND NON-HISTORIC INFILL



HISTORIC BRICK POINTED BELOW WINDOWS



HISTORIC BRICK AT PIER DAMAGED BY AGGRESSIVE GRAFFITI REMOVAL



NON-HISTORIC SERVICE DOOR AND WINDOW INFILL AT ADJACENT BAY



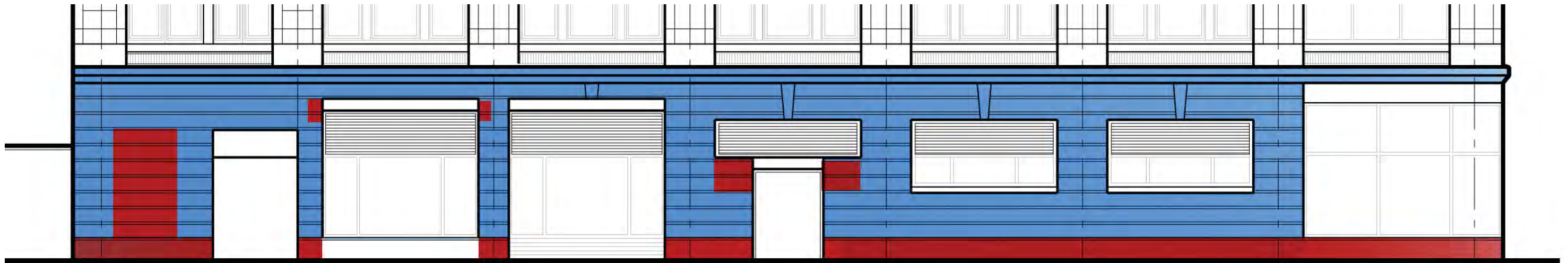
NON-HISTORIC INFILL AND LOUVERS AND MODIFIED BRICK PIERS



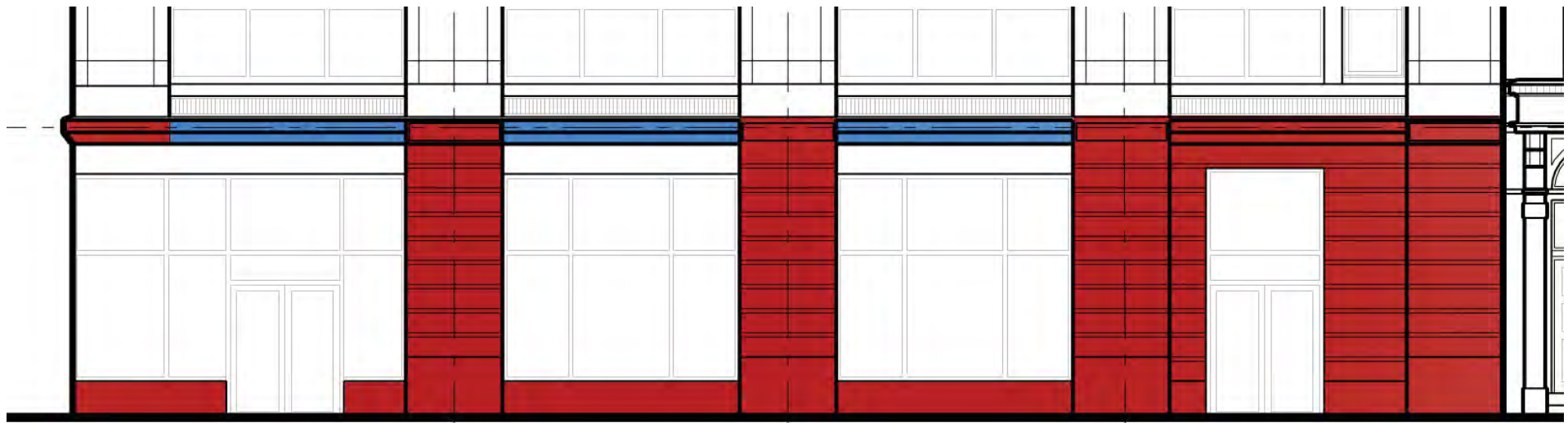
NON-HISTORIC BRICK INFILL AT EASTERN PIER

## EXISTING CONDITIONS OF E 4TH STREET GROUND FLOOR





NORTH ELEVATION SHOWING HISTORIC AND NON-HISTORIC BRICK



WEST ELEVATION SHOWING HISTORIC AND NON-HISTORIC BRICK

- NON-HISTORIC BRICK
- HISTORIC BRICK

# HISTORIC AND NON-HISTORIC BRICK





## EXISTING WINDOWS

NYU 383 Lafayette - NYC LANDMARKS PRESERVATION COMMISSION

JUNE 30th, 2014

8

enneed architects LLP





## EXISTING PARAPET AND ELEVATOR BULKHEADS

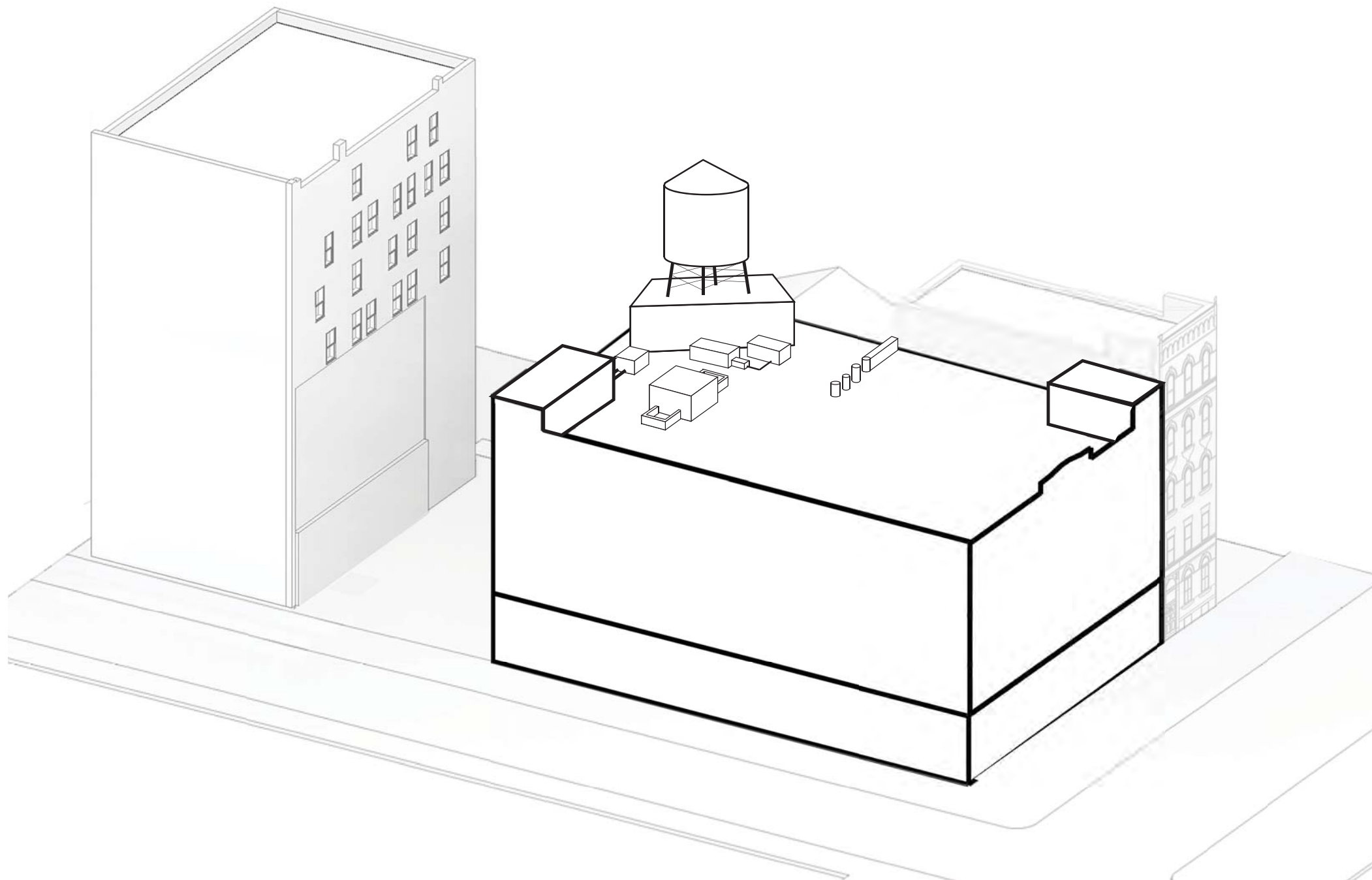
NYU 383 Lafayette - NYC LANDMARKS PRESERVATION COMMISSION

JUNE 30th, 2014

9

enneed architects LLP

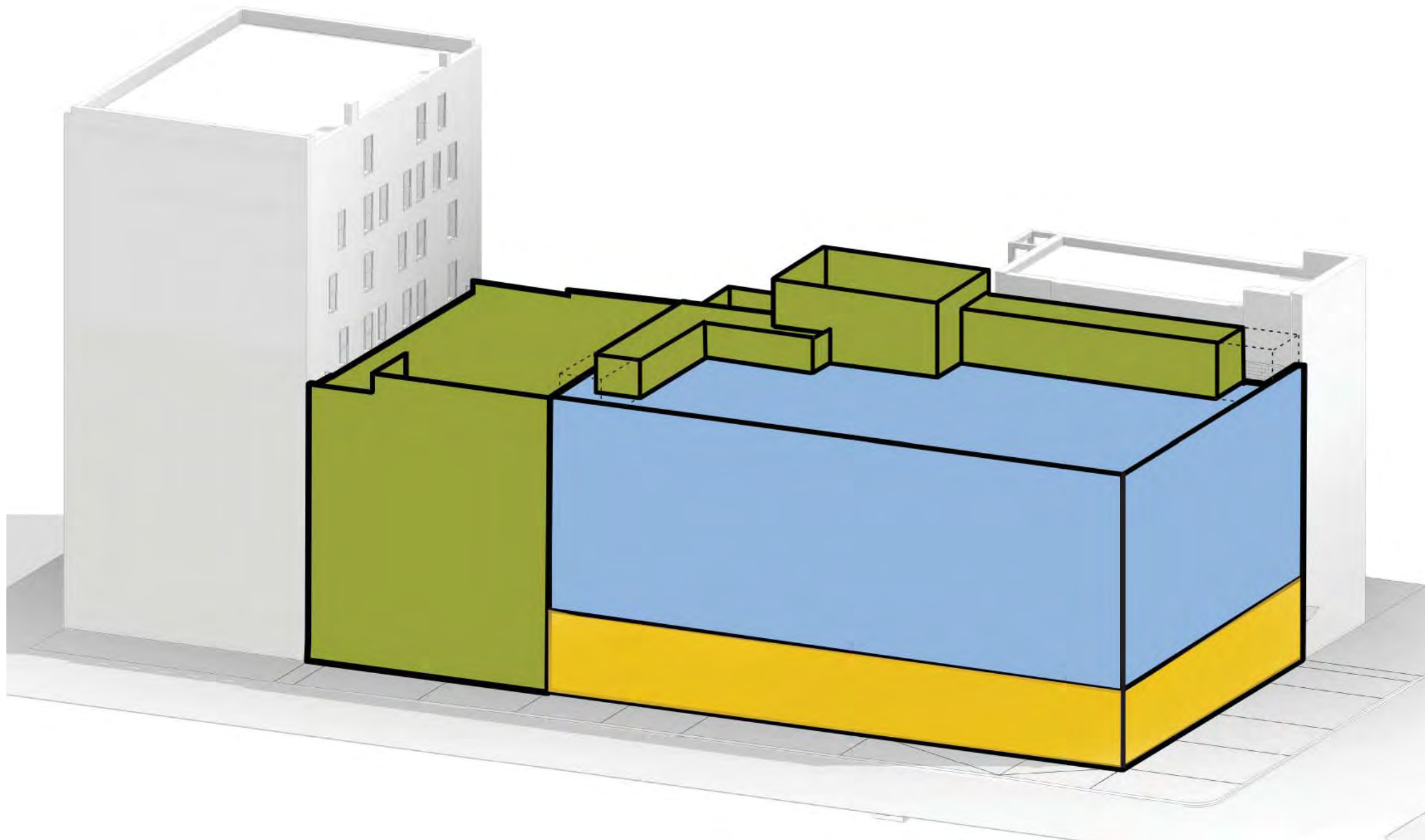




## EXISTING

NYU 383 Lafayette - NYC LANDMARKS PRESERVATION COMMISSION





RESTORATION      MODIFICATIONS      EXTENSION

## PROJECTS

NYU 383 Lafayette - NYC LANDMARKS PRESERVATION COMMISSION





## AXONOMETRIC VIEW OF PROPOSED DESIGN

NYU 383 Lafayette - NYC LANDMARKS PRESERVATION COMMISSION

JUNE 30th, 2014

12

enneed architects LLP





## PERSPECTIVE VIEW OF PROPOSED DESIGN

NYU 383 Lafayette - NYC LANDMARKS PRESERVATION COMMISSION

JUNE 30th, 2014

13

enneed architects LLP



## 2.0 RESTORATION

NYU 383 Lafayette - NYC LANDMARKS PRESERVATION COMMISSION

JUNE 30th, 2014

14

**ennead** architects LLP





LOOKING WEST ON EAST 4TH STREET



CORNER OF LAFAYETTE AND EAST 4TH STREET



LOOKING EAST ON LAFAYETTE



EXISTING EAST 4TH STREET ELEVATION



EXISTING LAFAYETTE STREET ELEVATION

## EXISTING CONDITIONS

NYU 383 Lafayette - NYC LANDMARKS PRESERVATION COMMISSION





**MASONRY WALL**



**PIERS**



**LIMESTONE STOREFRONT CORNICE**



**BRICK AND LIMESTONE SPANDREL PANELS**



**PARAPET**



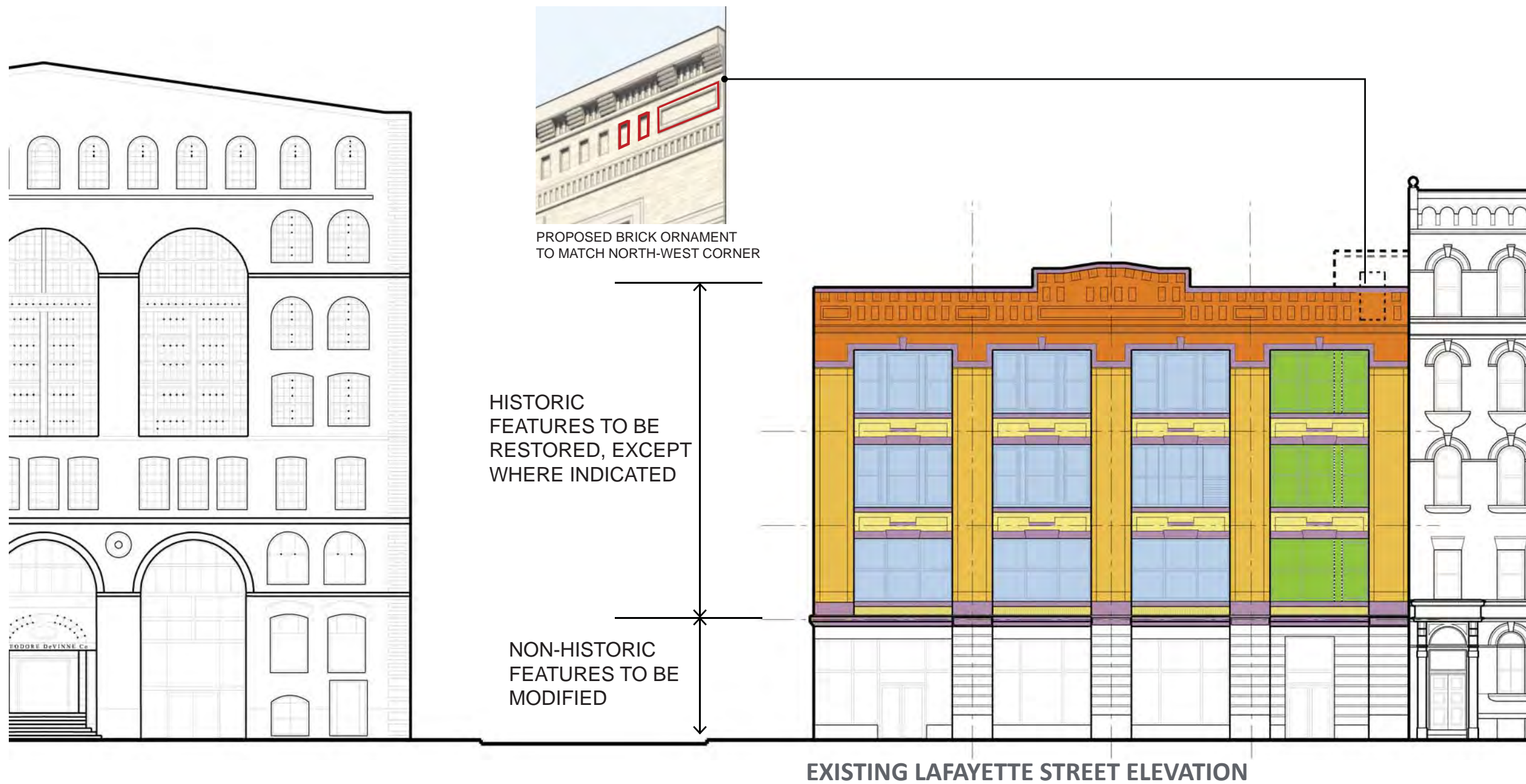
**PARAPET AND BULKHEAD**



**ROOF**

# EXISTING CONDITIONS OF ARCHITECTURAL FEATURES





- FACE BRICK AT SPANDRELS:** Rebuild outer wythe of spandrels with new brick to match existing.
- PARAPET:** Rebuild parapets. Outer wythe shall be new brick to match existing. Remove existing bulkheads.
- FACE BRICK AT PIERS:** Replace deteriorated and damaged brick with salvaged brick from spandrel areas.
- LIMESTONE:** Replace all limestone pieces. New limestone to match existing.
- WINDOWS:** Replace windows with double hung aluminum clad wood windows to match original.
- WINDOWS AT EXISTING ELEVATION SHAFT:** Replace windows with double hung windows to match adjacent historic windows.

## EXISTING BUILDING ENVELOPE - SCOPE OF WORK AND TYPE OF RESTORATION





- FACE BRICK AT SPANDRELS:** Rebuild outer wythe of spandrels with new brick to match existing.
- PARAPET:** Rebuild parapets. Outer wythe shall be new brick to match existing. Remove existing bulkheads.
- FACE BRICK AT PIERS:** Replace deteriorated and damaged brick with salvaged brick from spandrel areas.
- LIMESTONE:** Replace all limestone pieces. New limestone to match existing.
- WINDOWS:** Replace windows with double hung aluminum clad wood windows to match original.
- WINDOWS AT EXISTING ELEVATION SHAFT:** Replace windows with double hung windows to match adjacent historic windows.

## EXISTING BUILDING ENVELOPE - SCOPE OF WORK AND TYPE OF RESTORATION



# 3.0 MODIFICATIONS & EXTENSION

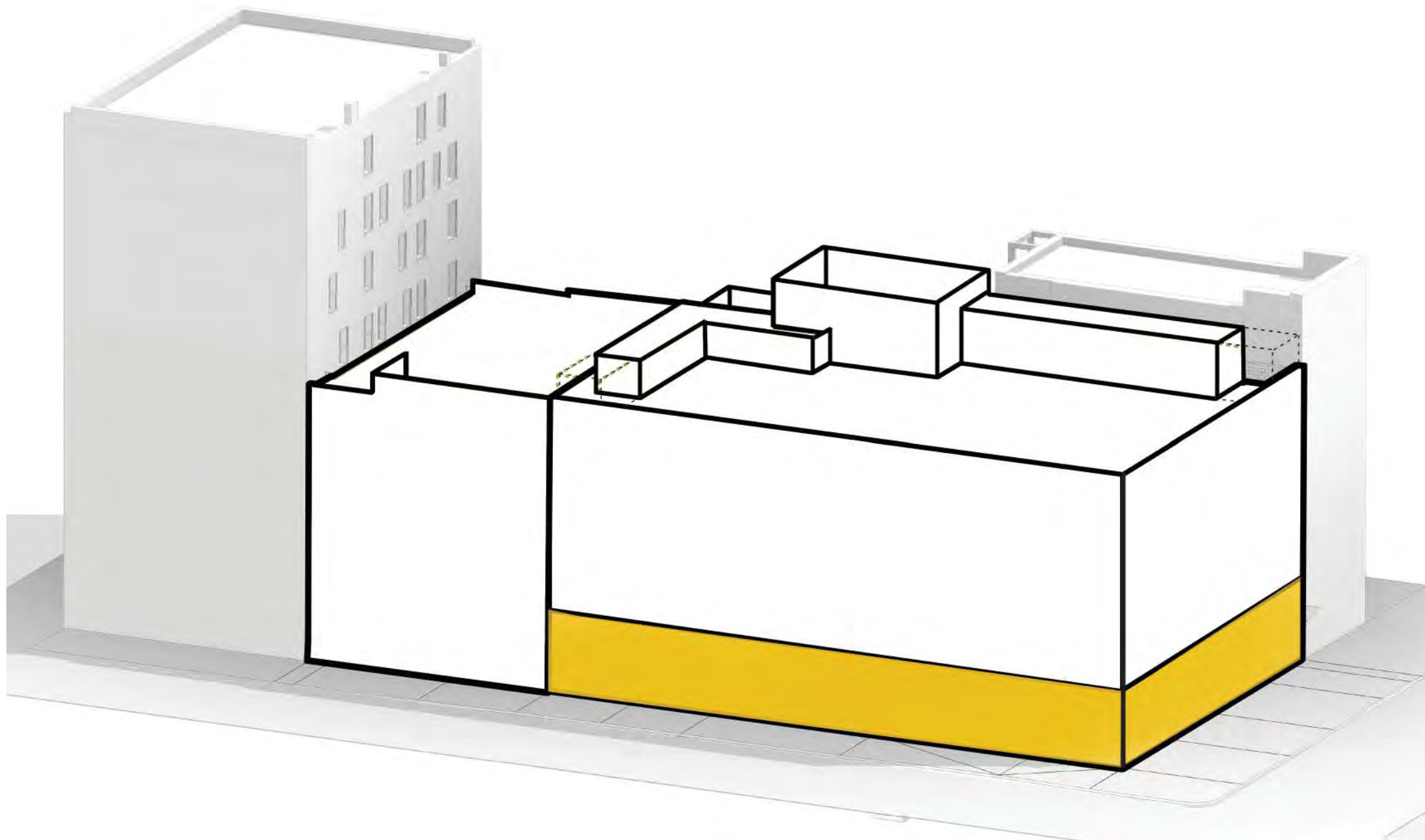
NYU 383 Lafayette - NYC LANDMARKS PRESERVATION COMMISSION

JUNE 30th, 2014

19

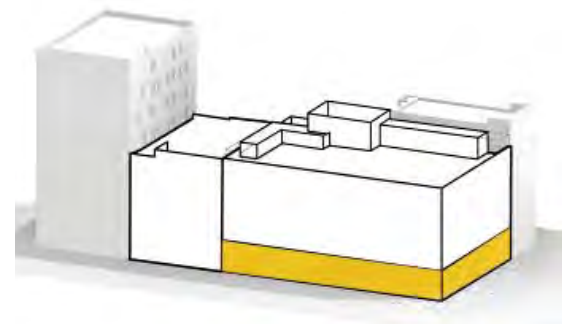
**ennead** architects LLP





# MODIFICATIONS





## PROPOSED STOREFRONT

NYU 383 Lafayette - NYC LANDMARKS PRESERVATION COMMISSION

JUNE 30th, 2014

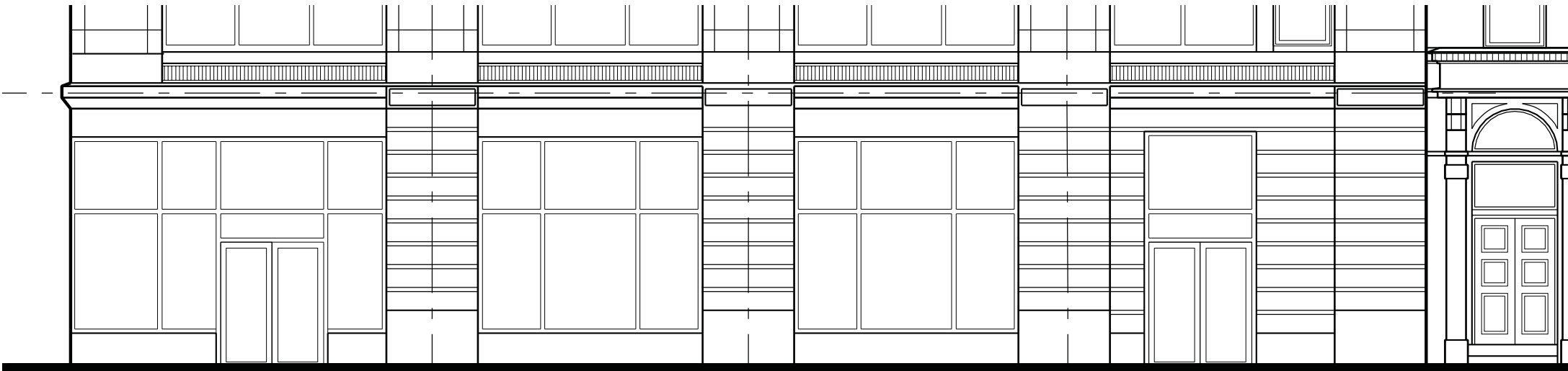
21

enneed architects LLP

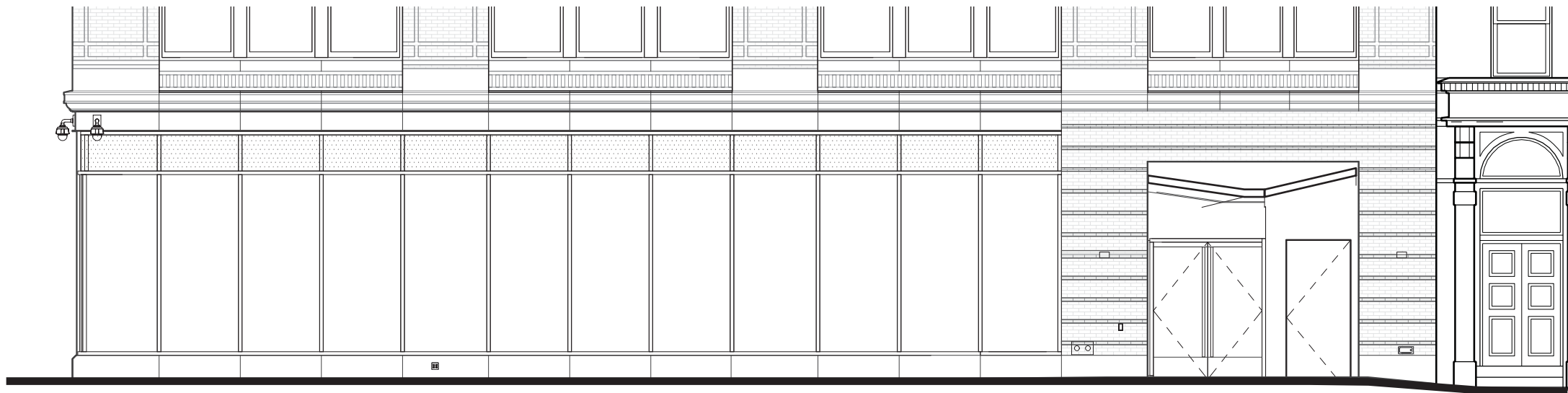




1940 HISTORIC GROUND FLOOR LAFAYETTE STREET ELEVATION



EXISTING GROUND FLOOR LAFAYETTE STREET ELEVATION

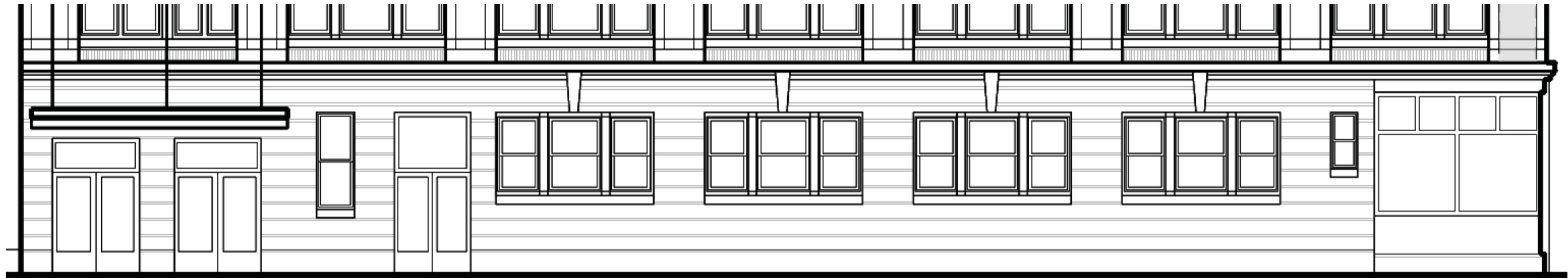


PROPOSED GROUND FLOOR LAFAYETTE STREET ELEVATION

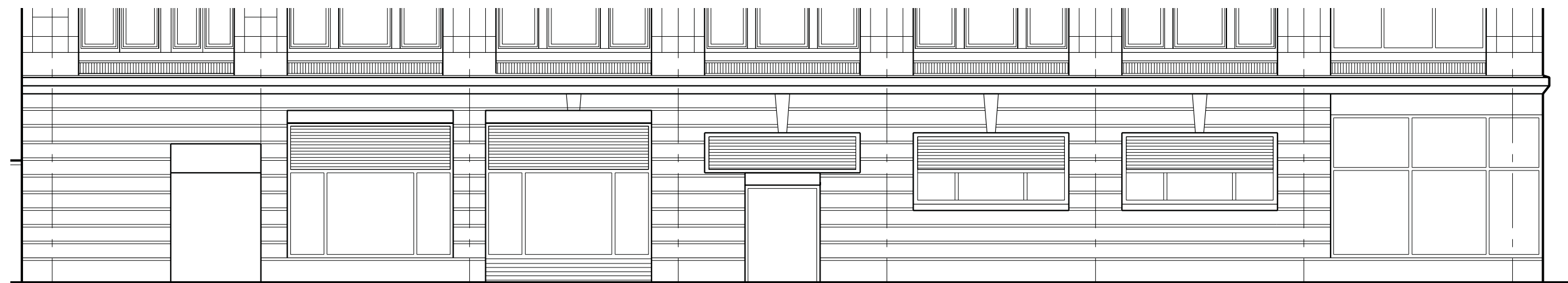
# MODIFICATION- STOREFRONT

NYU 383 Lafayette - NYC LANDMARKS PRESERVATION COMMISSION

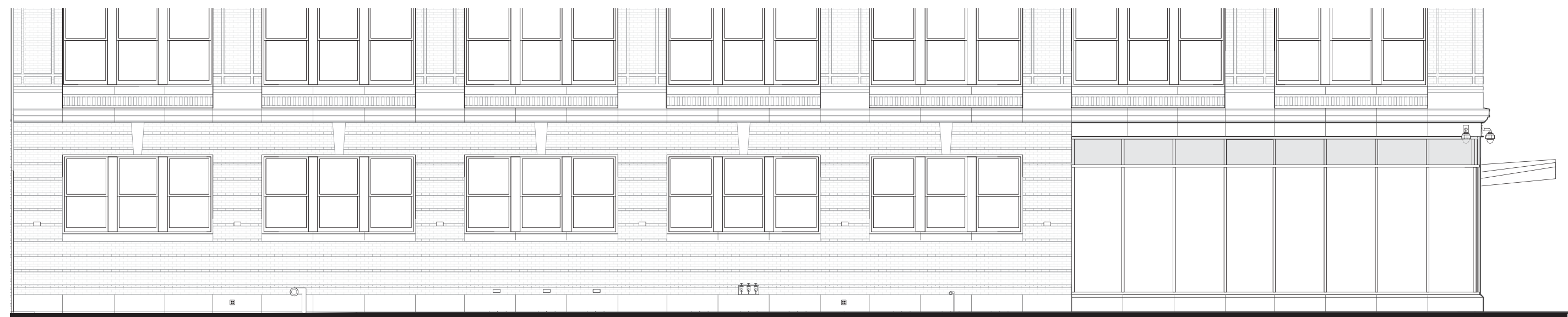




1940 HISTORIC GROUND FLOOR E 4TH STREET ELEVATION



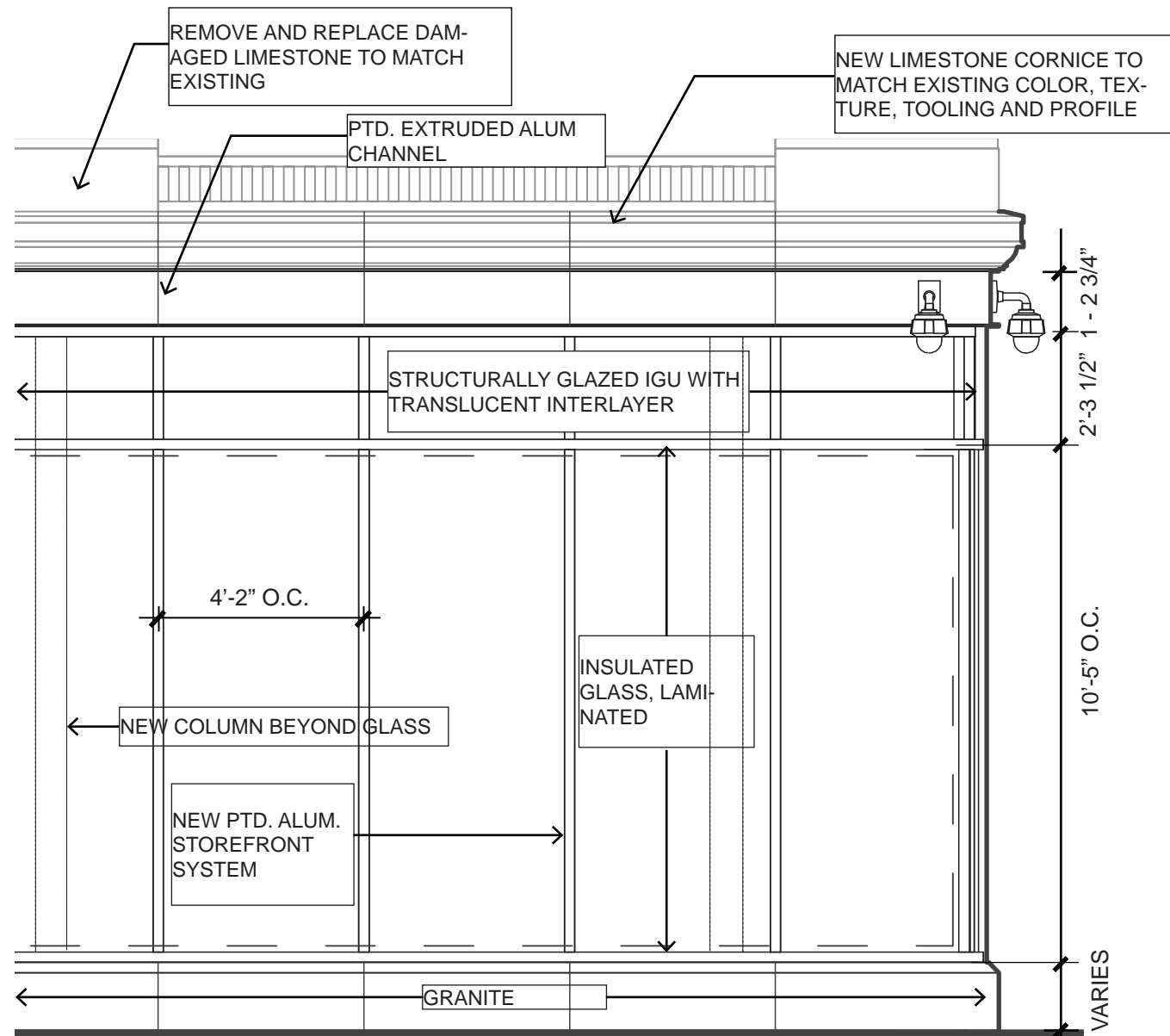
EXISTING GROUND FLOOR E 4TH STREET ELEVATION



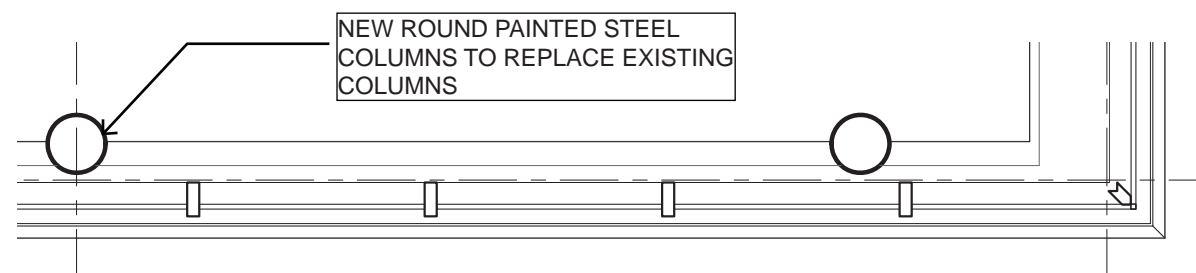
PROPOSED GROUND FLOOR E 4TH STREET ELEVATION

# STOREFRONT

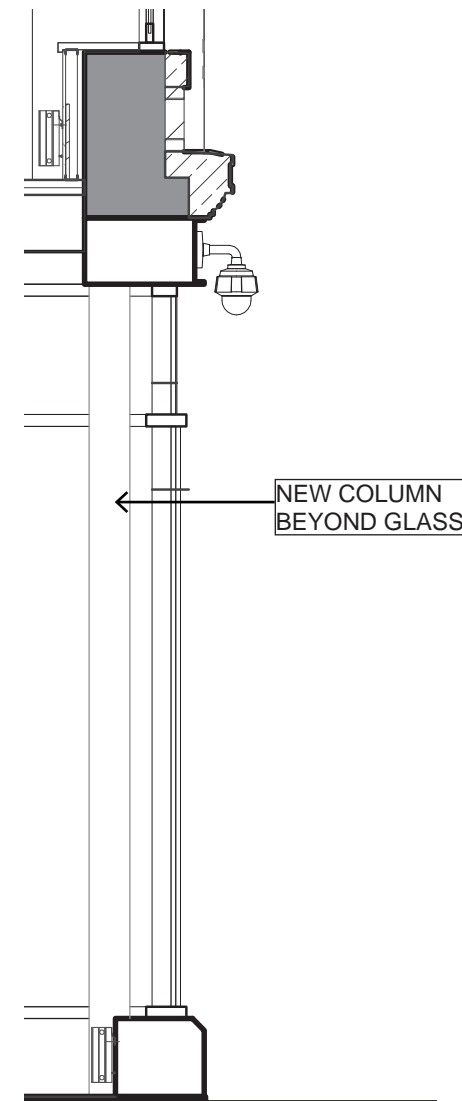





ENLARGED PROPOSED ELEVATION, SCALE 1/4" = 1' - 0"



ENLARGED PROPOSED PLAN DETAIL, SCALE 1/4" = 1' - 0"



PROPOSED SECTION, SCALE 1/4" = 1' - 0"



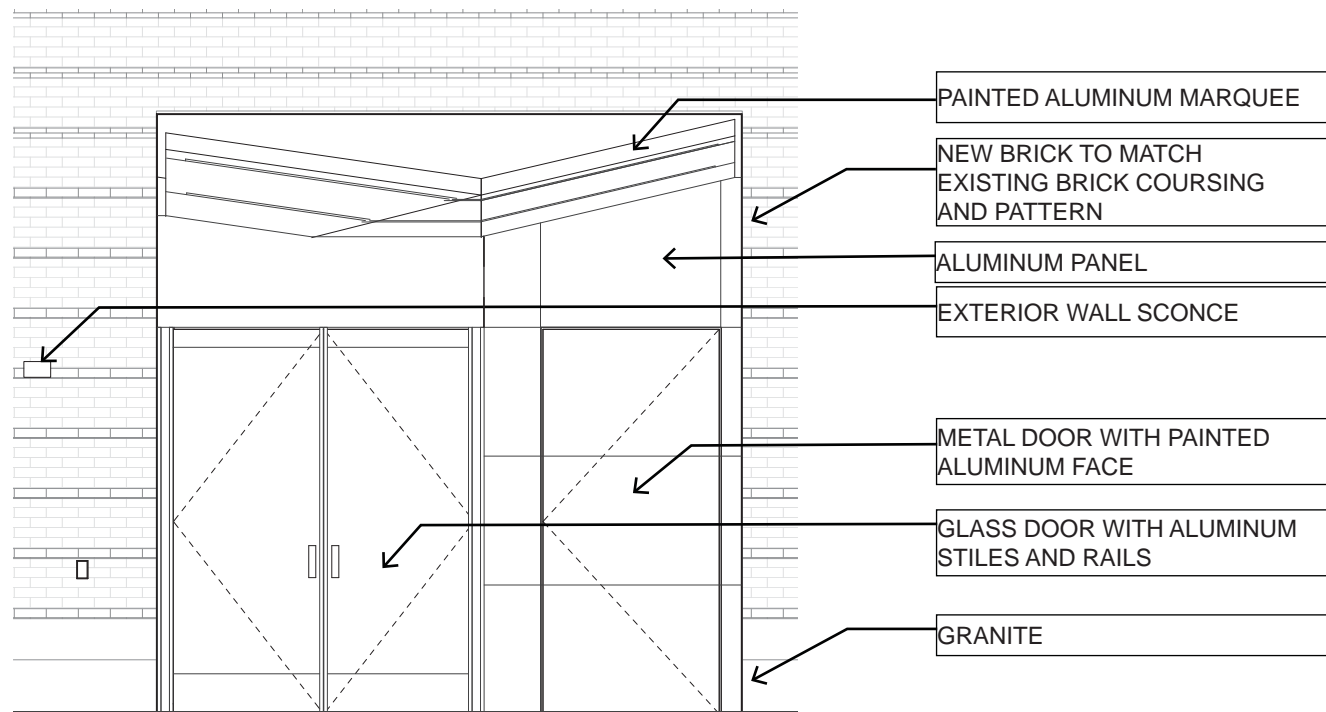
PROPOSED EXTERIOR SECURITY CAMERA



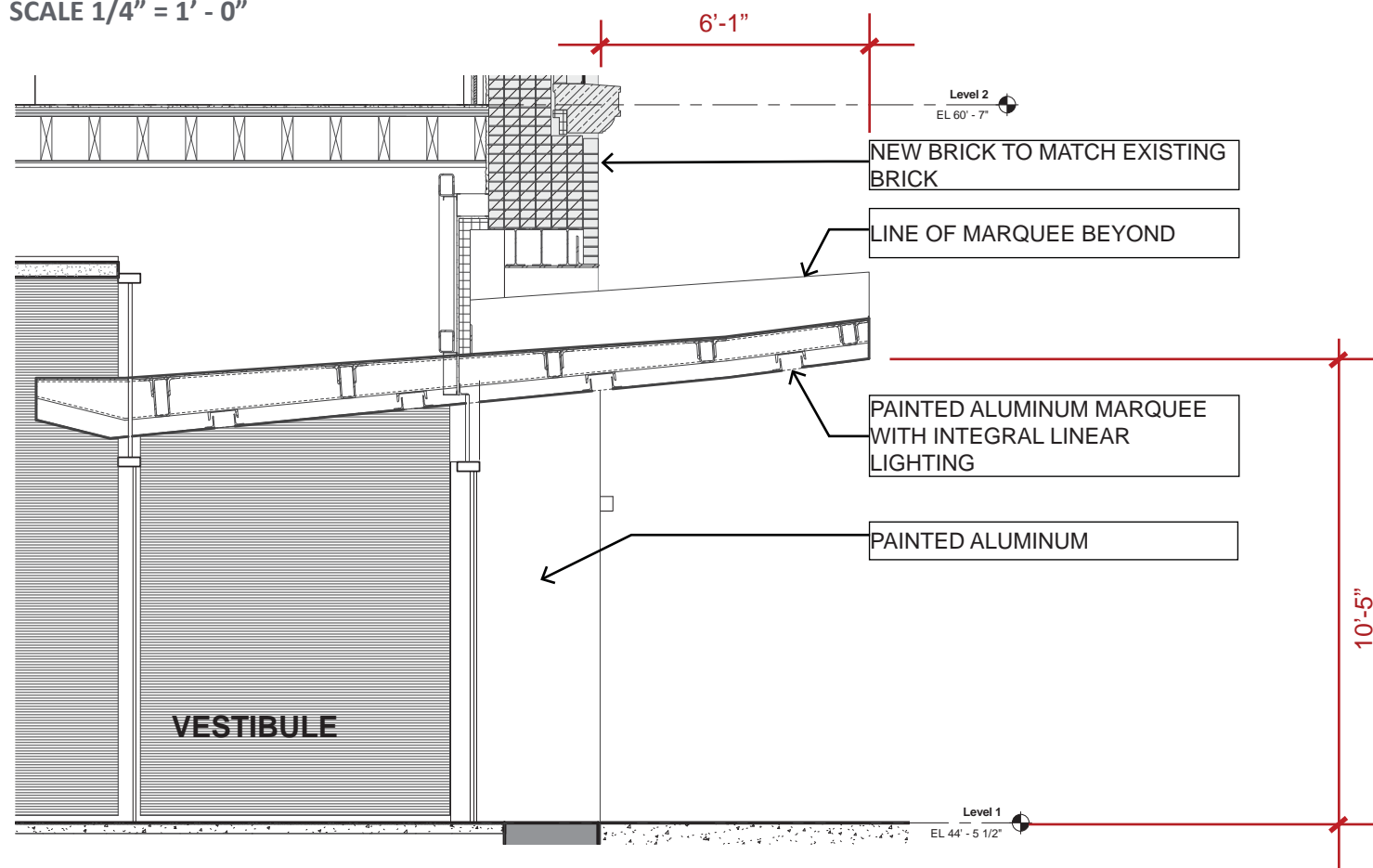
ENLARGED VIEW OF PROPOSED STOREFRONT

## PROPOSED STOREFRONT AND GROUND FLOOR DETAILS





PROPOSED ENTRY ELEVATION  
SCALE 1/4" = 1' - 0"



PROPOSED ENTRY MARQUEE SECTION  
SCALE 1/4" = 1' - 0"



RENDERING OF PROPOSED MARQUEE



PHOTO OF HISTORIC MARQUEE

## PROPOSED MARQUEE

NYU 383 Lafayette - NYC LANDMARKS PRESERVATION COMMISSION





## PROPOSED MARQUEE LIGHTING

FORUM

ALUMINA 4

JOB \_\_\_\_\_

TYPE \_\_\_\_\_

**LED**  
T8 T5

The ALUMINA series by FORUM is a line of extended aluminum rectilinear luminaires.

ALUMINA 4 is a 4 1/2" wide housing with a 4" aperture.  
Multiple mounting configurations are available including various suspended types as well as wall mounted.

ALUMINA 4 can be lamped with T5 and T8 lamps as well as LED.

### ORDERING CODE

|     |   |                       |   |                       |   |     |   |     |   |     |   |     |   |     |   |     |
|-----|---|-----------------------|---|-----------------------|---|-----|---|-----|---|-----|---|-----|---|-----|---|-----|
| [ ] | - | [ Indirect / Direct ] | - | [ Indirect / Direct ] | - | [ ] | x | [ ] | - | [ ] | - | [ ] | - | [ ] | - | [ ] |
|-----|---|-----------------------|---|-----------------------|---|-----|---|-----|---|-----|---|-----|---|-----|---|-----|

| Distribution                    | Housing Height                            | Lamping  | Shielding  | Mounting   | Length   | Voltage                          | Finish   | Option 1   | Option 2 | Option 3 |
|---------------------------------|---|--|--|--|--|----------------------------------|--|--|----------|----------|
| SAD = Direct<br>SAID = Indirect | 34 = 3-3/4"<br>44 = 4-3/4"<br>64 = 6-3/4" | 9SLED30<br>9SLED35<br>9SLED40<br>9SLED50   | SAT = Satin lens<br>WOL = White Opal lens<br>CAL = Clear Acrylic Lens<br>PB = Parabolic Baffle<br>SPB = Specular Parabolic Baffle<br>WPB = White Parabolic Baffle<br>WP = White Opal over Parabolic Baffle<br>SAP = Satin Lens over Parabolic Baffle<br>WACB = White Aluminum Cross Baffle<br>OU = Open Up | H = Stem Mount ***<br>C = Cable Mount ***<br>CM = Ceiling Mount<br>WB = Wall Bracket Mount<br>CW = Canisterized Vial Mount | 2 - 2"<br>3 - 3"<br>4 - 4"<br>5 - 5"<br>6 - 6"<br>7 - 7"<br>8 - 8" | 120V<br>277V<br><b>UNIVERSAL</b> | WH = White<br>SV = Silver<br>BLK = Black<br>CC = Custom Color *    | EC = Emergency Circuit<br>EMLEU = LED battery pk<br>DM = Dimming<br>F = Fusing<br>SW = Separate Switch<br>ME = Machined End<br>SF = Seem Free End<br>MR = 37W MR16 Module **** |          |          |
|                                 |   | 9SLEDxx = 950lm/ft x30 = 3000k temp x35 = 3500k temp x40 = 4000k temp x50 = 5000k temp | *Consult factory for custom lumen settings   | run length in even foot increments   | XX = Specify   |                                  |  |  |          |          |
|                                 |   |  |  |  |  |                                  | * Please provide custom color RAL #                                |  |          |          |
|                                 |   |  |  |  |  |                                  | ** Please specify dimming manufacturer/model (if required)         |  |          |          |
|                                 |   |  |  |  |  |                                  | *** Please specify cable / stem / canisterized length              |  |          |          |
|                                 |   |  |  |  |  |                                  | **** Number of units @ center (beginning of future)/End of feature |  |          |          |

### TECHNICAL DRAWINGS

**LISTING:** All fixtures bear an AFL-CIO/IBEW union label and are UL listed for dry location. For alternative location configurations, please consult factory.

**DRIVER:** 0-10V DC dimming standard. 120V, 277V, and Universal Voltage available standard. 5 year warranty. Please consult factory for special driver requirements.

**SHIELDING:** Satin finished and white opal lenses are snap in. Parabolic baffles are made from high quality aluminum and come in a variety of finishes.

**MOUNTING:** Alumina fixture can be mounted in various orientations including wall mount, cable mount, stem mount, and surface mount. Please see supplemental documentation for mounting details.

**HOUSING:** 6063-T5 extruded alloy profiles join to create various Alumina housing. Built in individual pieces up to 16' in length. Sections can be joined to form continuous runs.

**GEARTRAY / REFLECTOR:** Integrated geartray and reflector mold from 20 GA cold rolled steel in a pre-paint finish. Fully wind unit remains completely accessible from below via ballast panel.

**END FITTING:** Applied end fitting options give the designer vast flexibility in the final appearance of the luminaire system. Standard, a flat end of .090" aluminum minimum is preferred alternatives.

### SPECIFICATION

SAUD-44

SAD-34

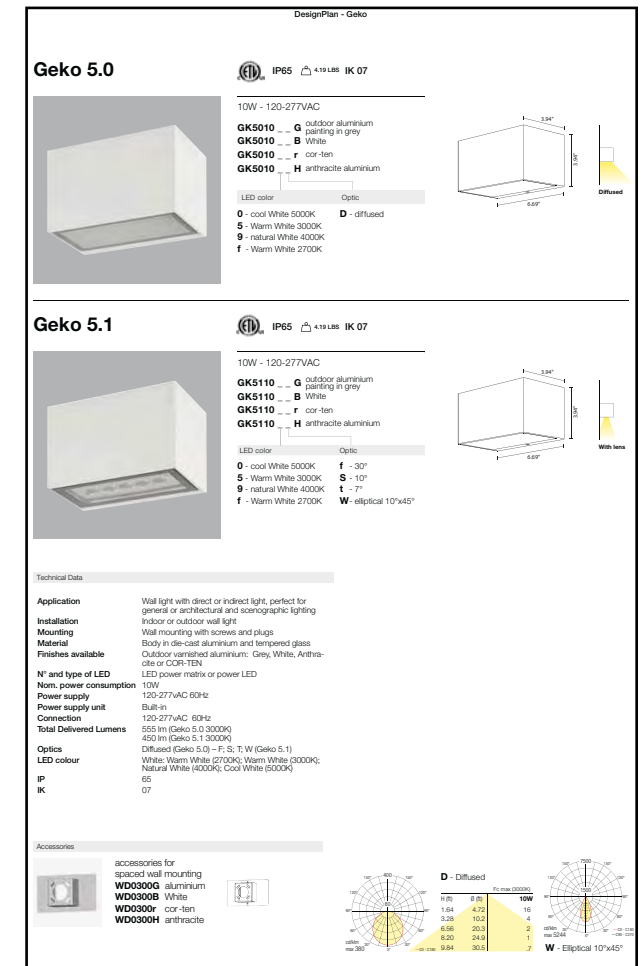
SAUD-64

\* Dimensions provided as general information. Please see shop drawings for specific rough in dimensions.

\* Forum reserves the right to update this information at any time.

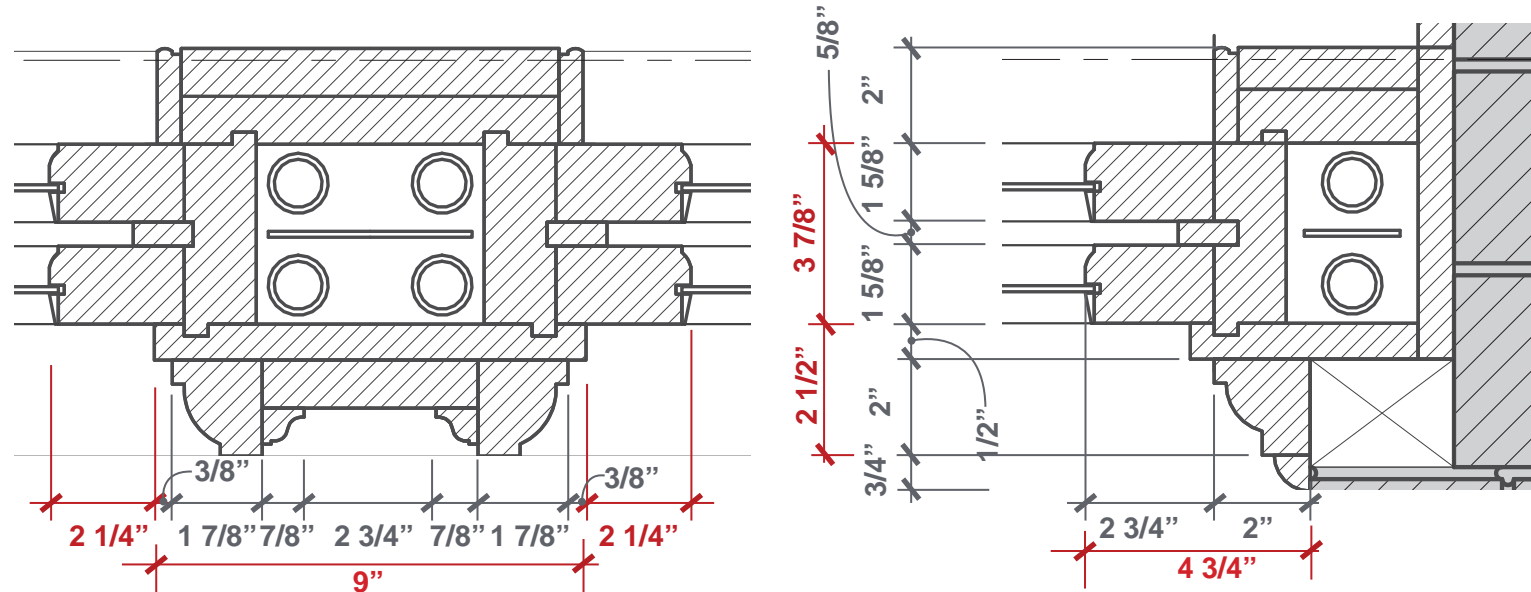
Forum Inc. • 308 Old Cranston Rd. • Pittsburgh, Pennsylvania 15238 • T: (412) 781-5970 F: (412) 781-5971 • www.forumlighting.com

### PROPOSED MARQUEE LIGHTING FIXTURE

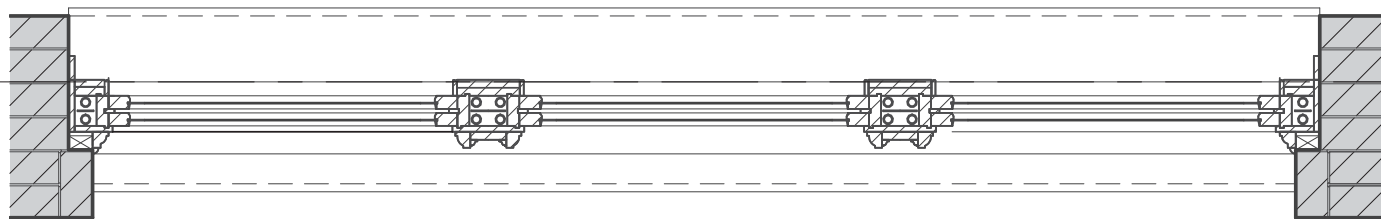


### PROPOSED EXTERIOR WALL SCONCE

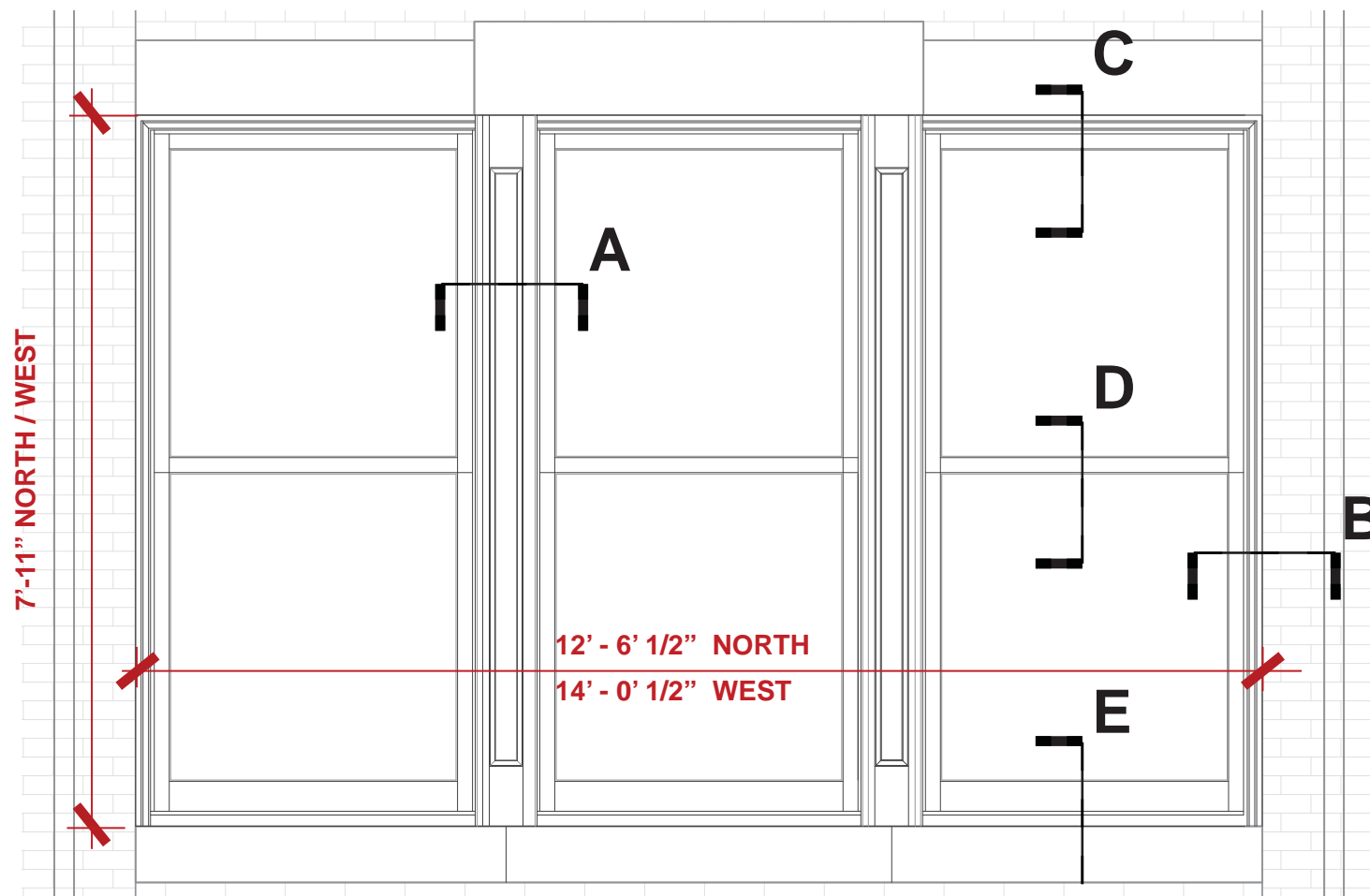




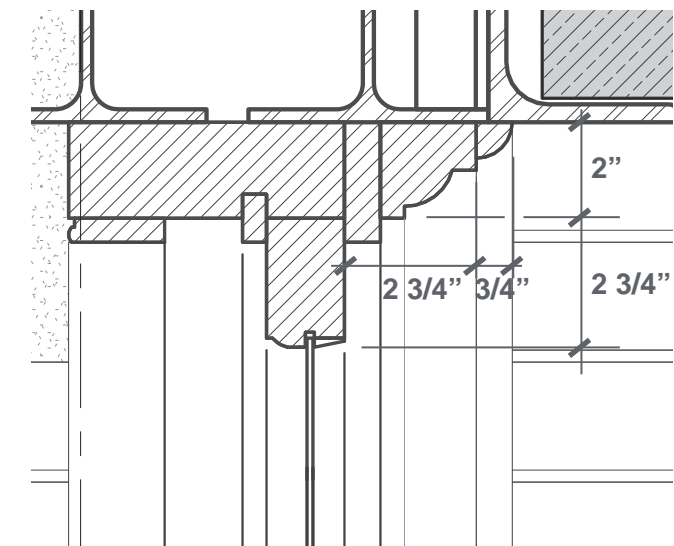
EXISTING INTERMEDIATE DIVIDER DETAIL A: SCALE 3" = 1'-0"    EXISTING JAMB DETAIL B: SCALE 3" = 1'-0"



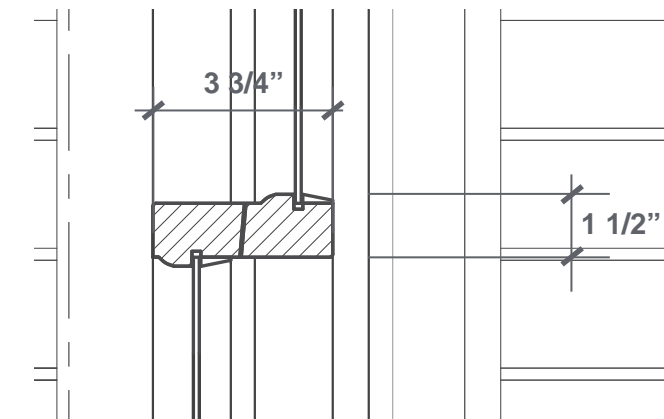
EXISTING PLAN DETAIL: SCALE 1/2" = 1'-0"



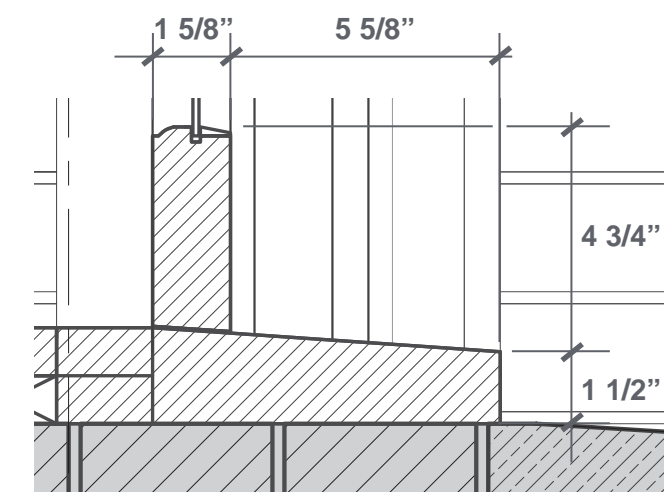
EXISTING WINDOW ELEVATION: SCALE 1/2" = 1'-0"



EXISTING HEAD DETAIL C: SCALE 3" = 1' - 0"



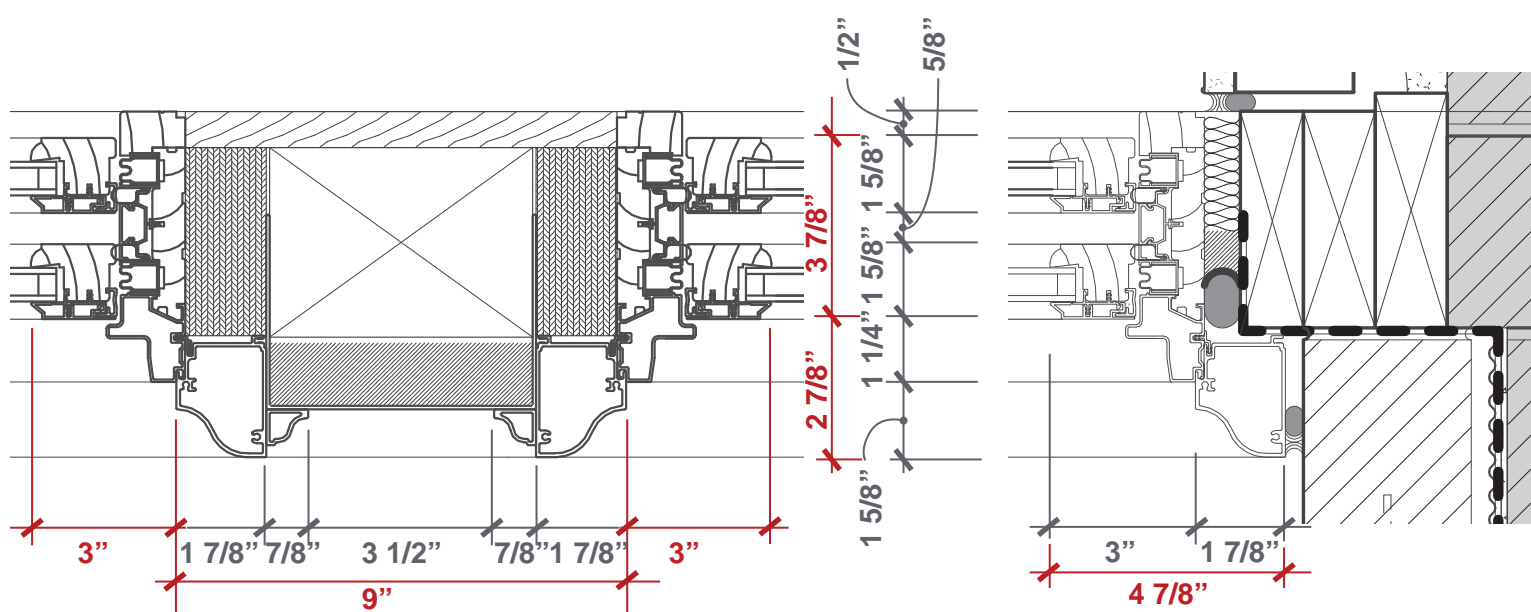
EXISTING MEETING RAIL DETAIL D: SCALE 3" = 1' - 0"



EXISTING SILL DETAIL E: SCALE 3" = 1' - 0"

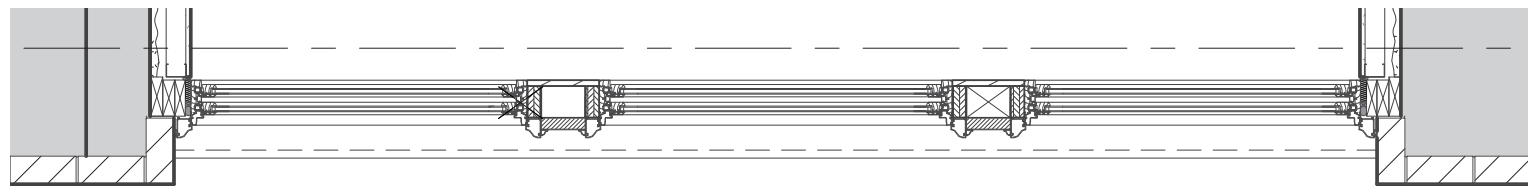
## TYPICAL EXISTING WINDOWS



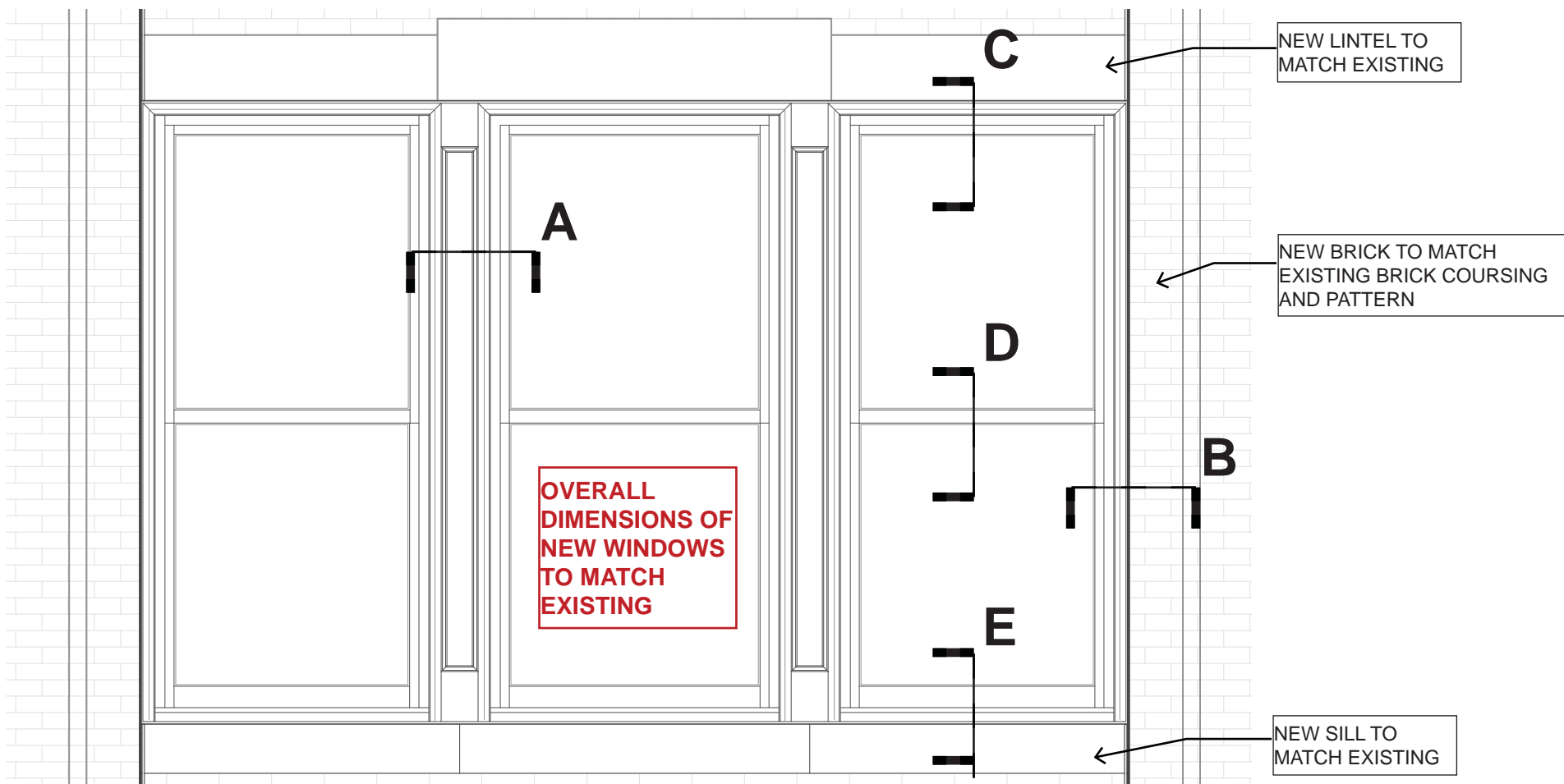


PROPOSED INTERMEDIATE DIVIDER DETAIL A: SCALE 3" = 1'-0"

PROPOSED JAMB DETAIL B: SCALE 3" = 1'-0"



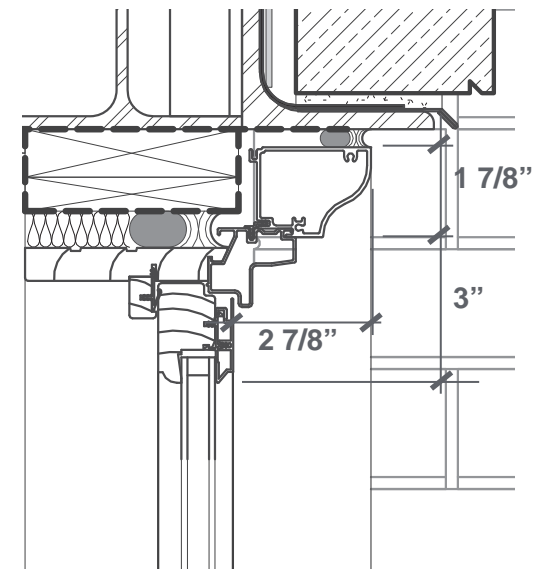
PROPOSED PLAN DETAIL: SCALE 1/2" = 1'-0"



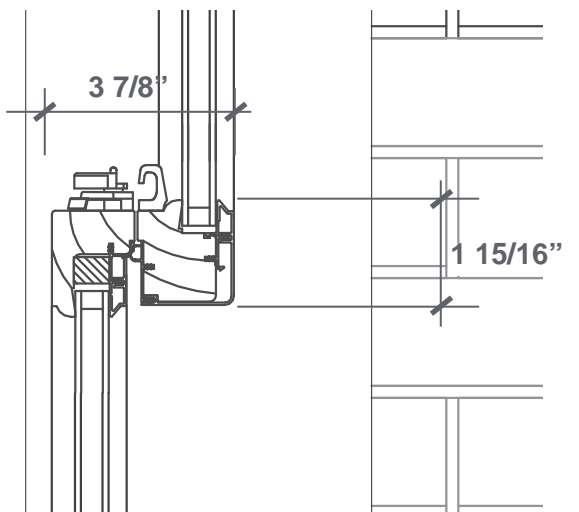
PROPOSED WINDOW ELEVATION: SCALE 1/2" = 1'-0"

## TYPICAL PROPOSED WINDOWS

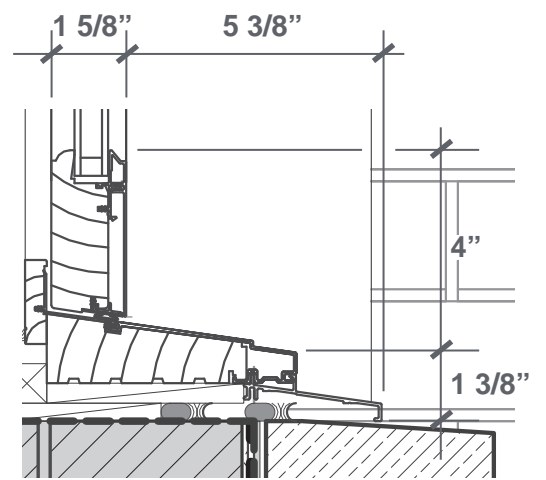
NYU 383 Lafayette - NYC LANDMARKS PRESERVATION COMMISSION



PROPOSED HEAD DETAIL C: SCALE 3" = 1' - 0"



PROPOSED MEETING RAIL DETAIL D: SCALE 3" = 1' - 0"



PROPOSED SILL DETAIL E: SCALE 3" = 1' - 0"



## NORTH ELEVATION WINDOWS

## WEST ELEVATION WINDOWS

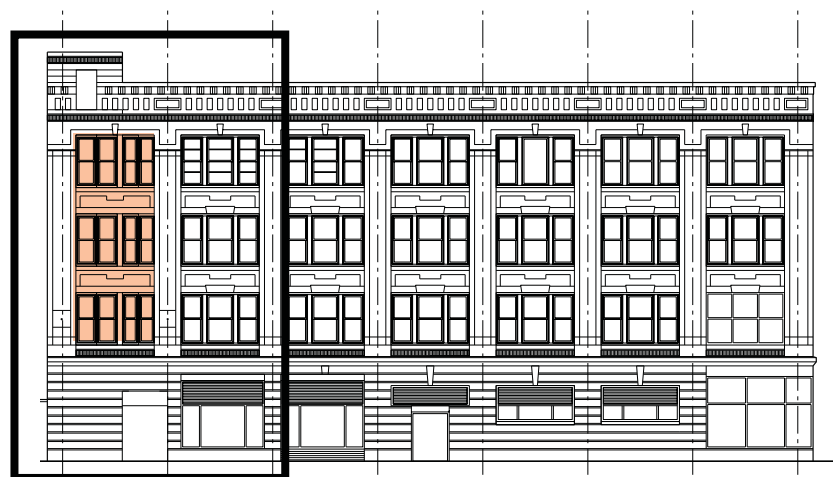


EXISTING WINDOWS

PROPOSED WINDOWS

EXISTING WINDOWS

PROPOSED WINDOWS



KEY- NORTH ELEVATION

KEY- WEST ELEVATION

# BUILDING WINDOW OPTIONS - NORTH & WEST ELEVATIONS



A



**SYMMETRICALLY  
ATTACHED FLAGPOLE**  
(NOTE: BOTH CABLES ATTACHED  
TO EXISTING PIER)

B



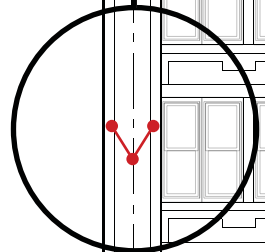
**ASYMMETRICALLY  
ATTACHED FLAGPOLE**  
(NOTE: CABLES ATTACHED  
TO EXISTING PIER AND  
LIMESTONE SPANDREL)

C



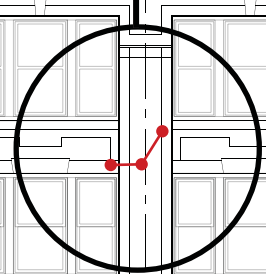
**ASYMMETRICALLY  
ATTACHED FLAGPOLE**  
(NOTE: CABLES ATTACHED  
TO EXISTING PIER AND  
LIMESTONE SPANDREL)

A

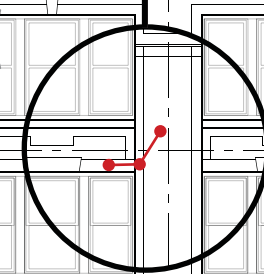


NOTE: EXISTING FLAGPOLE "A"  
INSTALLED AT LOWER ELEVATION THAN  
OTHER (2) FLAGPOLES.

B



C



KEY- NORTH ELEVATION (EAST 4TH STREET)

KEY- WEST ELEVATION (LAFAYETTE STREET)

## EXISTING ATTACHMENT METHODS FOR FLAGPOLES: SYMMETRICAL AND ASYMMETRICAL

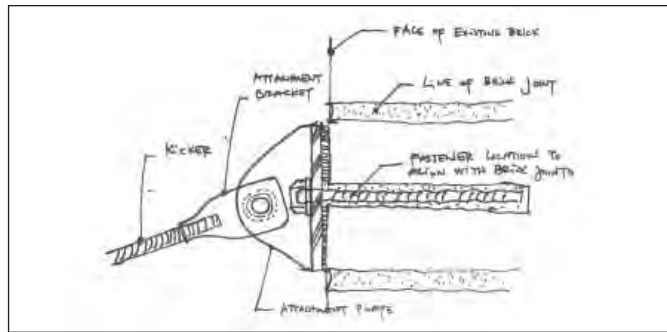
NYU 383 Lafayette - NYC LANDMARKS PRESERVATION COMMISSION

JUNE 30th, 2014

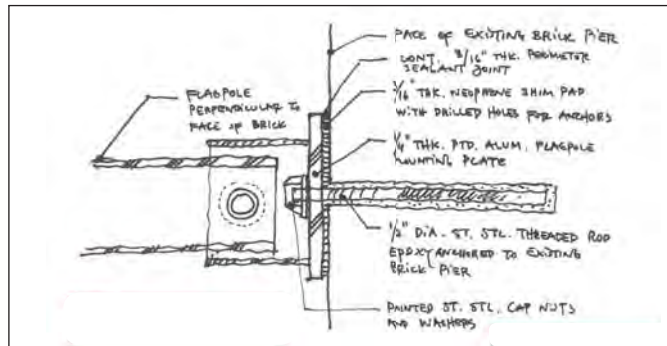
30

enneed architects LLP





KICKER DETAIL



POLE DETAIL

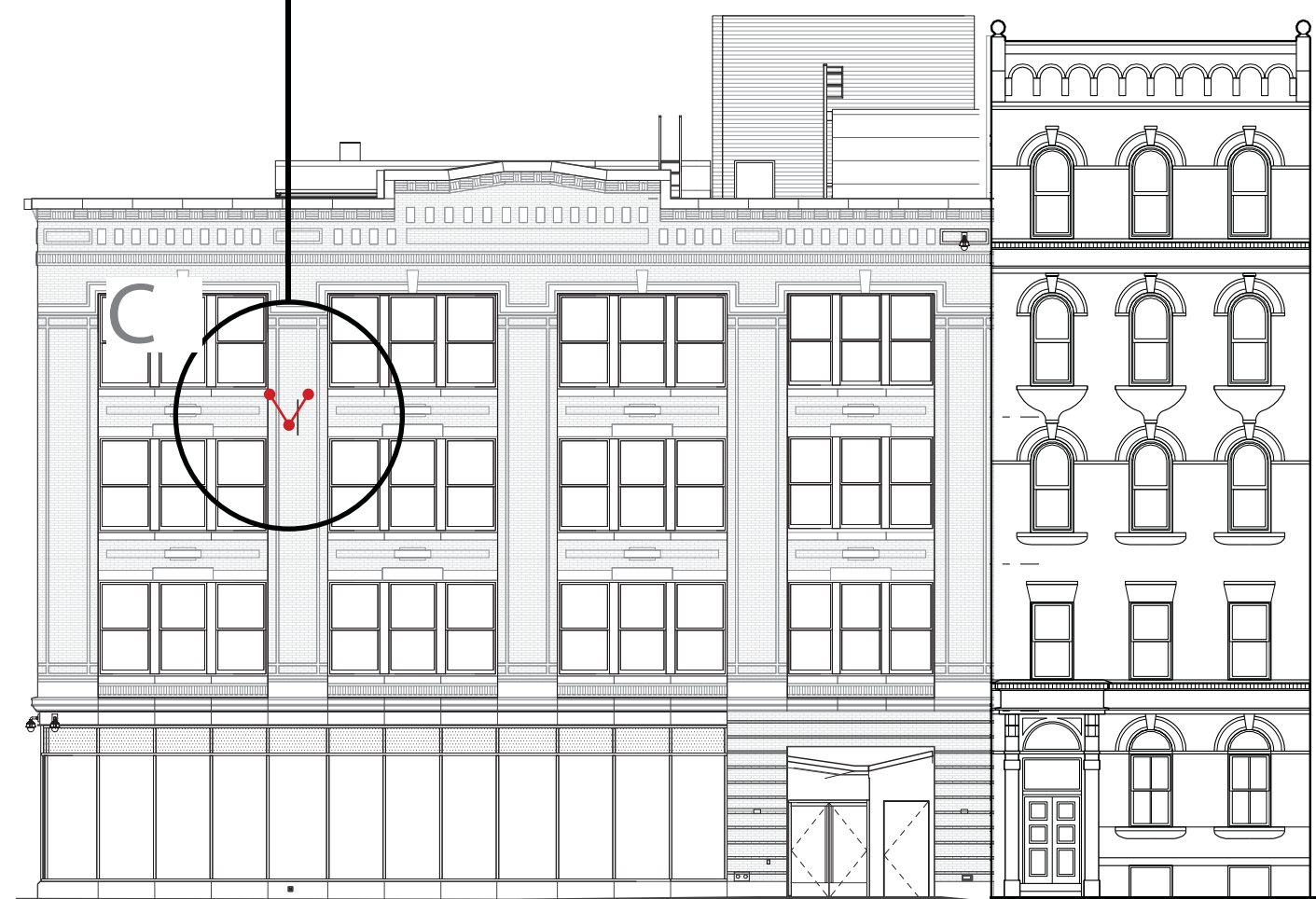


NOTE:  
EXISTING FLAGPOLES "B" AND "C" TO BE  
FINISHED AS NEW AND REATTACHED WITH  
NEW SYMMETRICAL KICKERS AS INDICATED.

EXISTING FLAGPOLE  
"A" TO BE REMOVED



KEY- NORTH ELEVATION (EAST 4TH STREET)

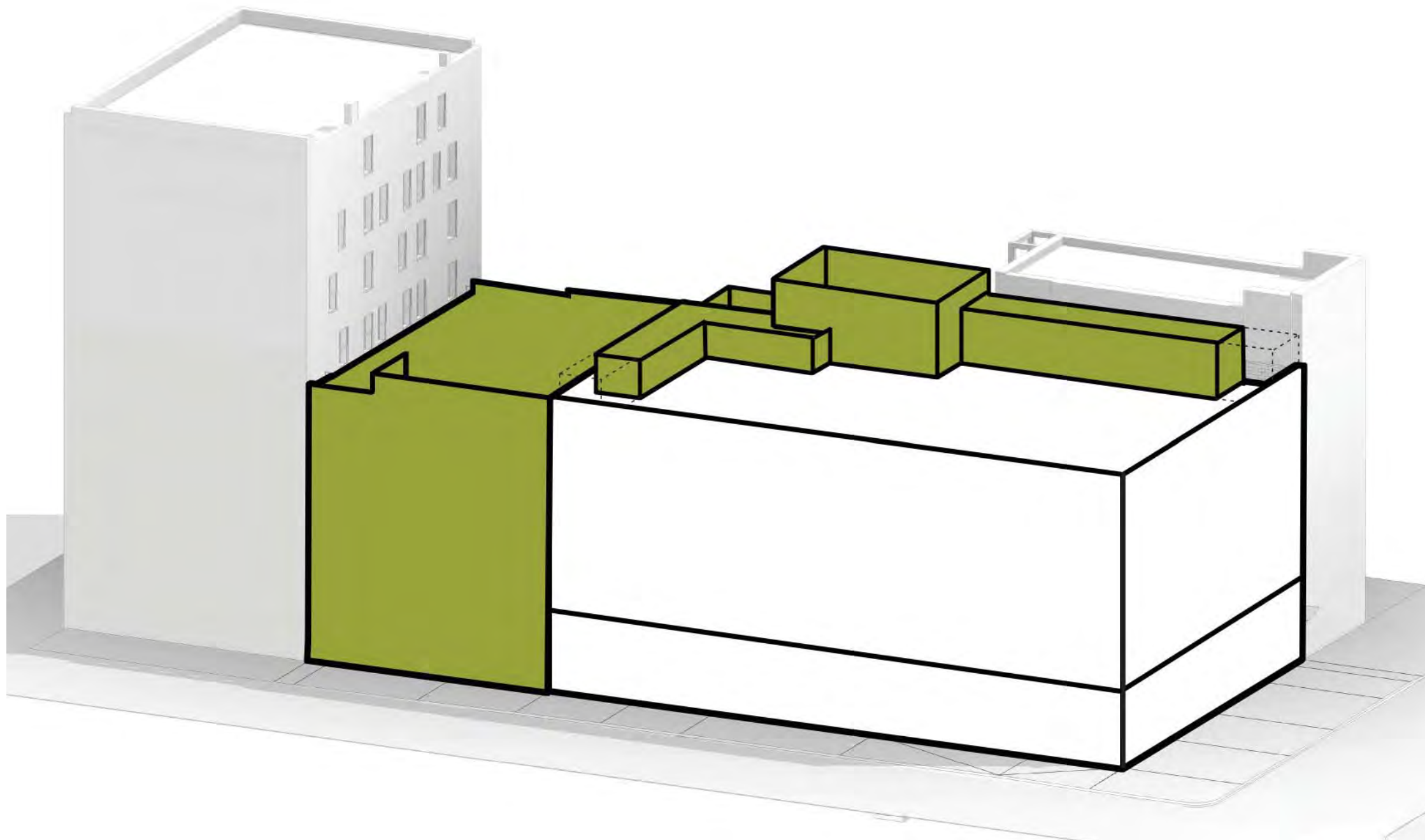


KEY- WEST ELEVATION (LAFAYETTE STREET)

## PROPOSED ATTACHMENT METHODS FOR (2) FLAGPOLES

NYU 383 Lafayette - NYC LANDMARKS PRESERVATION COMMISSION





RESTORATION      EXTENSION

## EXTENSION

NYU 383 Lafayette - NYC LANDMARKS PRESERVATION COMMISSION



- NOHO
- NOHO EXTENSION
- NOHO EAST



E 4TH STREET



GREAT JONES STREET



BOND STREET



# NEIGHBORHOOD TEXTURE: SIDE STREET BUILDINGS





## NEIGHBORHOOD TEXTURE: CORNER BUILDINGS

NYU 383 Lafayette - NYC LANDMARKS PRESERVATION COMMISSION





## STRUCTURAL FRAMES



BRICK

TERRACOTTA

METAL

## MATERIALS

# NEIGHBORHOOD FACADE TYPOLOGIES





HISTORIC



EXISTING

# VIEW OF EAST 4TH STREET- HISTORIC AND EXISTING





## EXISTING EAST 4TH STREET ELEVATION

NYU 383 Lafayette - NYC LANDMARKS PRESERVATION COMMISSION

JUNE 30th, 2014

37

enneed architects LLP





BUILDING EXTENSION

# BUILDING EXTENSION

NYU 383 Lafayette - NYC LANDMARKS PRESERVATION COMMISSION

JUNE 30th, 2014

38

enneed architects LLP





EXISTING



PROPOSED

# LOOKING WEST ON E 4TH STREET

NYU 383 Lafayette - NYC LANDMARKS PRESERVATION COMMISSION





## ELEVATION- EAST 4TH STREET

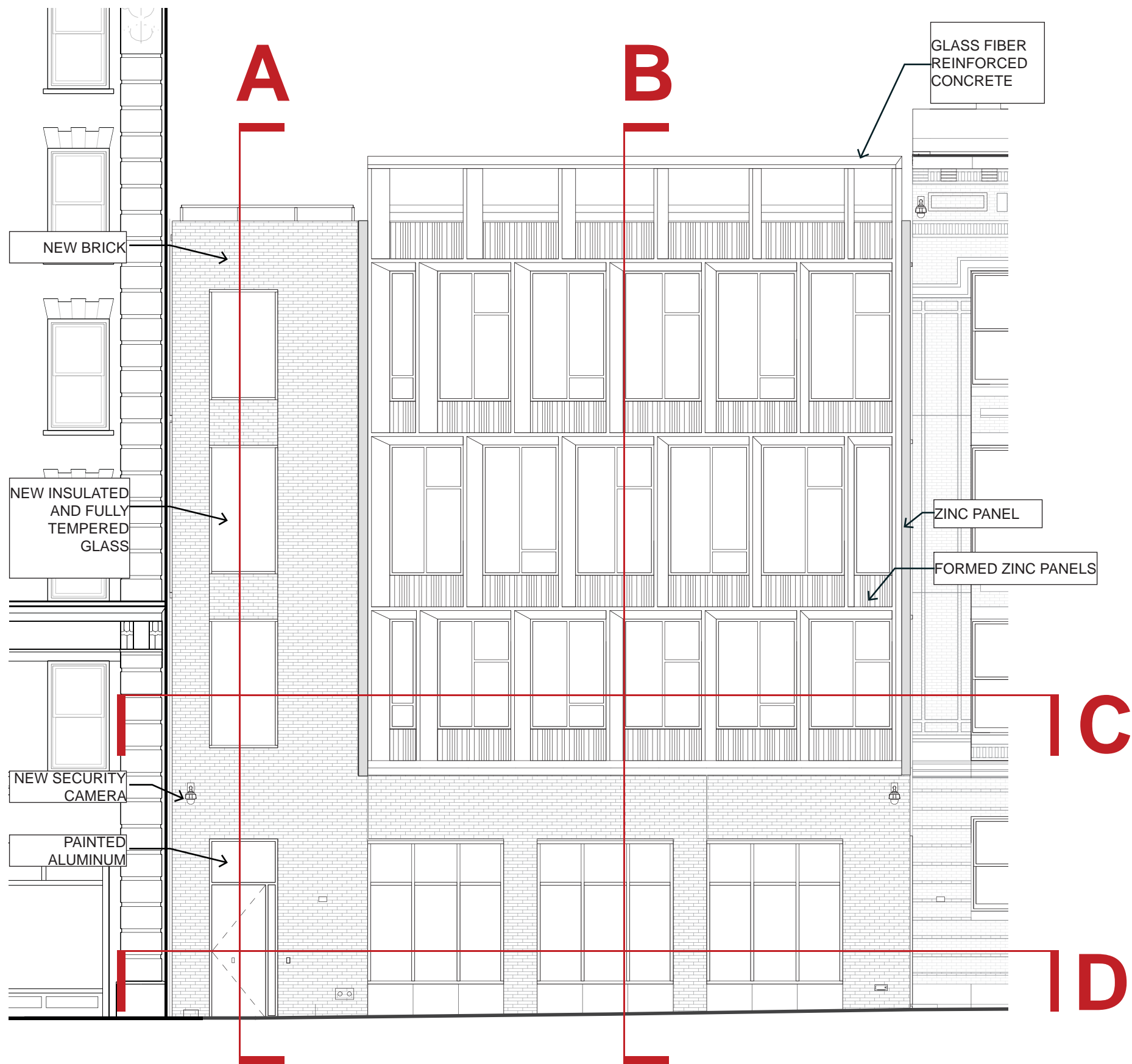
NYU 383 Lafayette - NYC LANDMARKS PRESERVATION COMMISSION

JUNE 30th, 2014

40

enneed architects LLP





PROPOSED ELEVATION OF NEW BUILDING, SCALE 1/8" = 1' - 0"

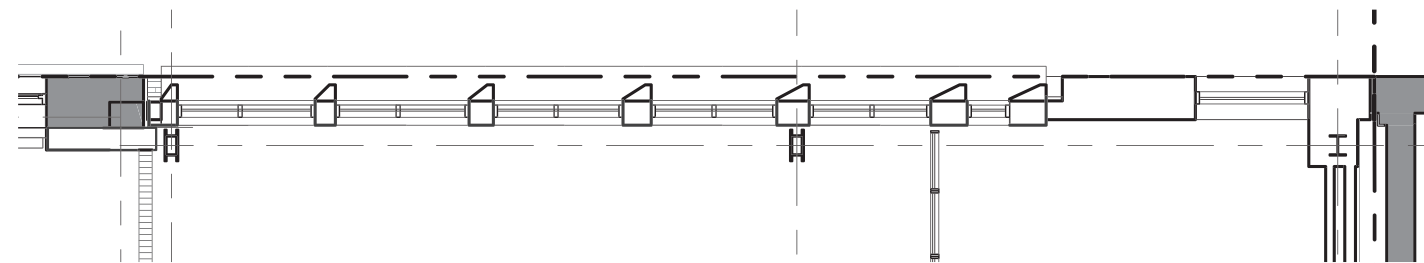


RENDERING PROPOSED NEW BUILDING

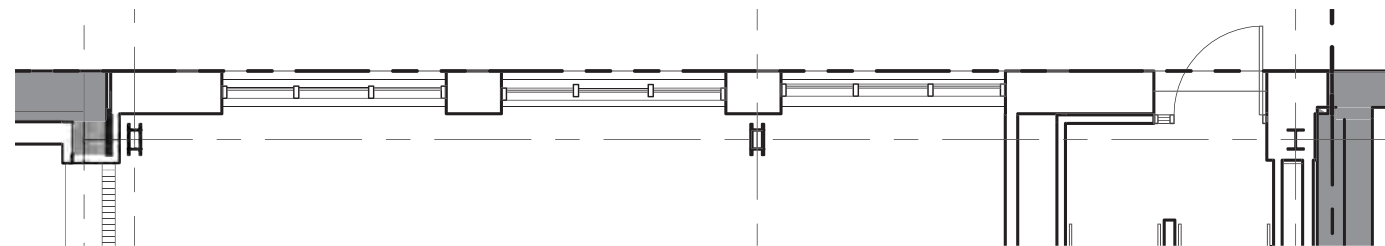
## NEW BUILDING SECTION AND ELEVATION

NYU 383 Lafayette - NYC LANDMARKS PRESERVATION COMMISSION





PARTIAL PLAN C VIEW- 2ND FLOOR, SCALE 1/8" = 1'-0"



PARTIAL PLAN D VIEW- 1ST FLOOR, , SCALE 1/8" = 1'-0"

C

D


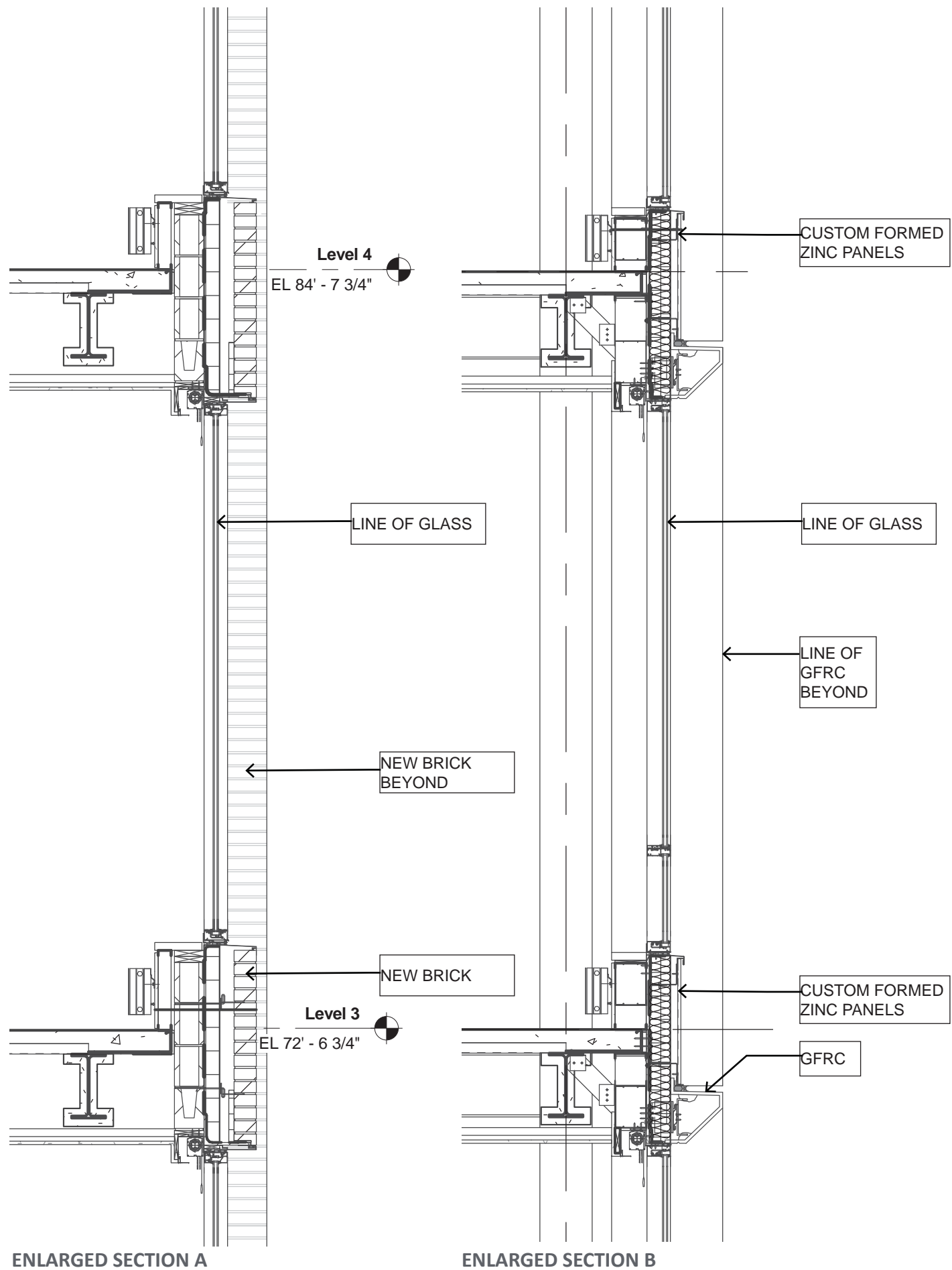


RENDERING PROPOSED NEW BUILDING

## NEW BUILDING PLAN

NYU 383 Lafayette - NYC LANDMARKS PRESERVATION COMMISSION





# NEW BUILDING- ENLARGED DETAILS AT NORTH FACADE

NYU 383 Lafayette - NYC LANDMARKS PRESERVATION COMMISSION

KEY

JUNE 30th, 2014

43

enneed architects LLP





## LOOKING NORTH ON GREAT JONES STREET

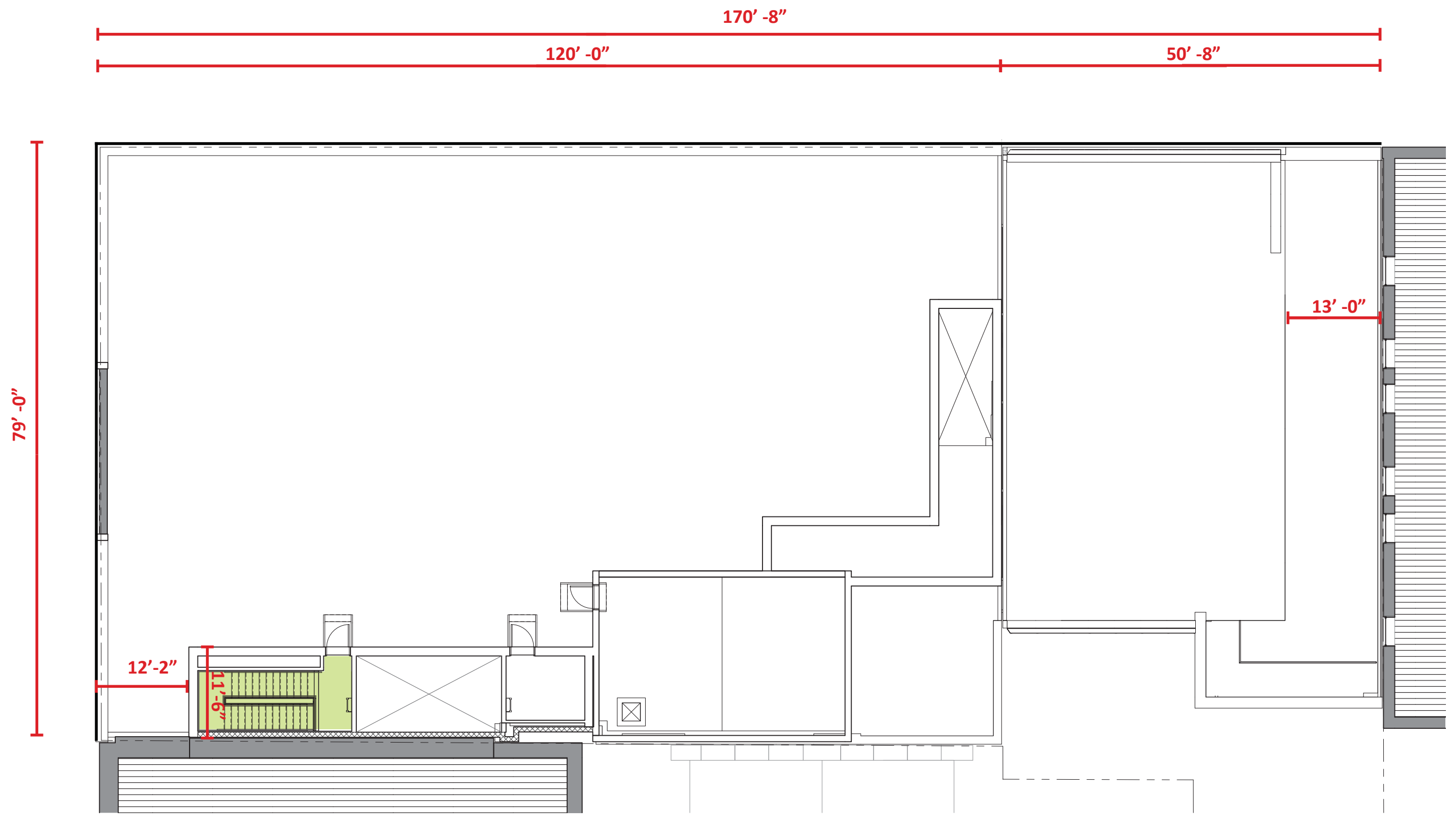
NYU 383 Lafayette - NYC LANDMARKS PRESERVATION COMMISSION

JUNE 30th, 2014

44

enneed architects LLP





# ROOF PLAN



## VIEWS OF EXISTING AND PROPOSED BUILDINGS





MOCK-UP

PROPOSED

## LOOKING NORTH ON LAFAYETTE STREET- EXISTING AND PROPOSED

NYU 383 Lafayette - NYC LANDMARKS PRESERVATION COMMISSION

JUNE 30th, 2014

47

enneed architects LLP





MOCK-UP



PROPOSED

# LOOKING SOUTH ON LAFAYETTE STREET- EXISTING AND PROPOSED





MOCK-UP



PROPOSED

# LOOKING NORTH ON LAFAYETTE STREET- EXISTING AND PROPOSED





MOCK-UP



PROPOSED

## LOOKING NORTH ON GREAT JONES STREET- EXISTING AND PROPOSED

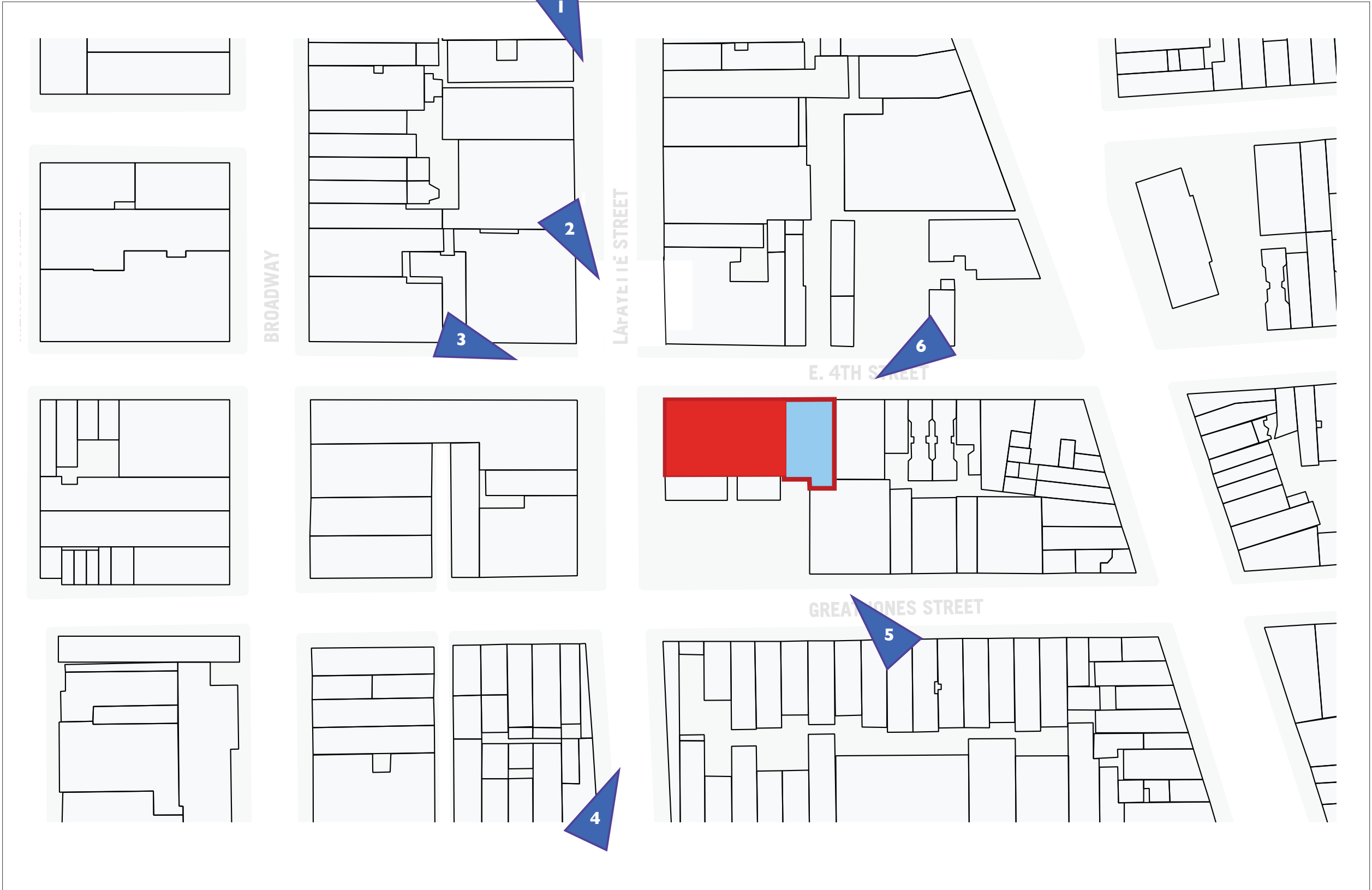






# SEQUENCED PHOTOS





# VISIBILITY STUDIES - KEY PLAN

NYU 383 Lafayette - NYC LANDMARKS PRESERVATION COMMISSION






**View 1**  
from west side of Lafayette Street between Astor Place and East 4th Street - Overall

**View 1**  
from west side of Lafayette Street between Astor Place and East 4th Street - Zoom

## VIEW 1

NYU 383 Lafayette - NYC LANDMARKS PRESERVATION COMMISSION





**View 2**  
from west side of Lafayette Street between Astor Place and East 4th Street - Overall

**View 2**  
from west side of Lafayette Street between Astor Place and East 4th Street - Zoom

## VIEW 2

NYU 383 Lafayette - NYC LANDMARKS PRESERVATION COMMISSION





**View 3**  
from East 4th Street between Lafayette Street and Broadway - Overall



**View 3**  
from East 4th Street between Lafayette Street and Broadway - Zoom

## VIEW 3

NYU 383 Lafayette - NYC LANDMARKS PRESERVATION COMMISSION





View 4  
from west side of Lafayette Street between Great Jones Street and Bond Street  
- Overall

View 4  
from west side of Lafayette Street between Great Jones Street and Bond Street  
- Zoom

## VIEW 4

NYU 383 Lafayette - NYC LANDMARKS PRESERVATION COMMISSION





View 5 - from south side of Great Jones Street between Lafayette Street and Cooper Square - Overall



View 5 - from south side of Great Jones Street between Lafayette Street and Cooper Square - Zoom

**View 5**  
 from south side of Great Jones Street between Lafayette Street and Cooper Square  
 - Overall

**View 5**  
 from south side of Great Jones Street between Lafayette Street and Cooper Square  
 - Zoom

## VIEW 5

NYU 383 Lafayette - NYC LANDMARKS PRESERVATION COMMISSION





**View 6**  
from north side of East 4th Street between Lafayette Street and Cooper Square - Overall

**View 6**  
from north side of East 4th Street between Lafayette Street and Cooper Square - Zoom

## VIEW 6

NYU 383 Lafayette - NYC LANDMARKS PRESERVATION COMMISSION





1942, courtesy of MCNY



PROPOSED



# APPENDICES






CLEAR GLASS



TRANSLUCENT GLASS




BRICK 3




GRANITE



ZINC



GFRC




CORRUGATED  
METAL



CEMENT BOARD



PAINTED ALUMINUM



## EXTERIOR MATERIALS PALETTE: ADDITION

NYU 383 Lafayette - NYC LANDMARKS PRESERVATION COMMISSION

JUNE 30th, 2014

62

enneed architects LLP







TRANSLUCENT GLASS



CLEAR GLASS



PAINT AT  
WINDOW  
FRAMES



PAINTED ALUMINUM



PAINTED ALUMINUM




BRICK 1



BRICK 2 (ACCENT)



GRANITE



## EXTERIOR MATERIALS PALETTE: EXISTING BUILDING

NYU 383 Lafayette - NYC LANDMARKS PRESERVATION COMMISSION

JUNE 30th, 2014

63

enneed architects LLP





Steel Gray by Acme Brick



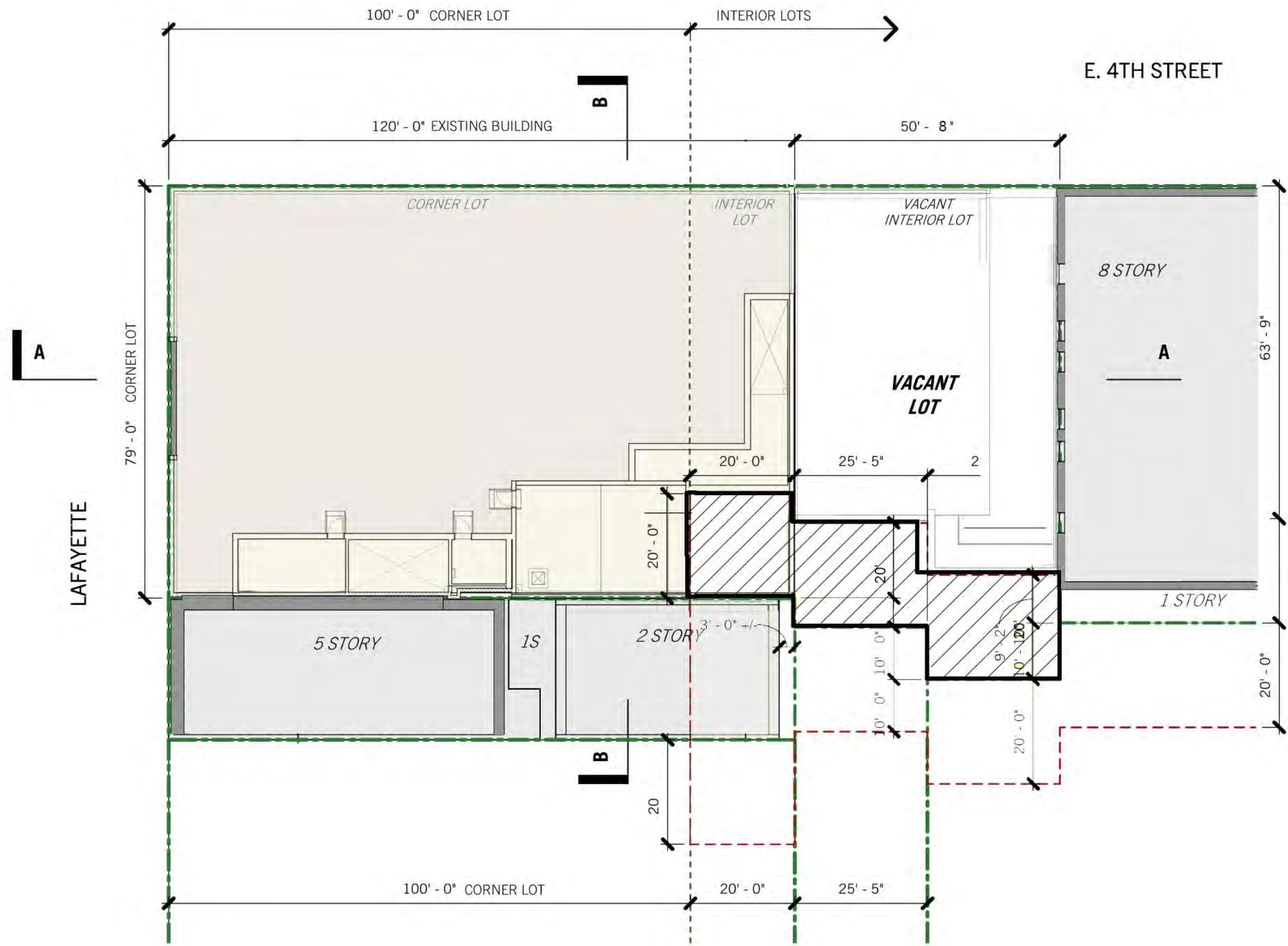
#318 Burgandy by Taylor



#052 Darby by KF Brick

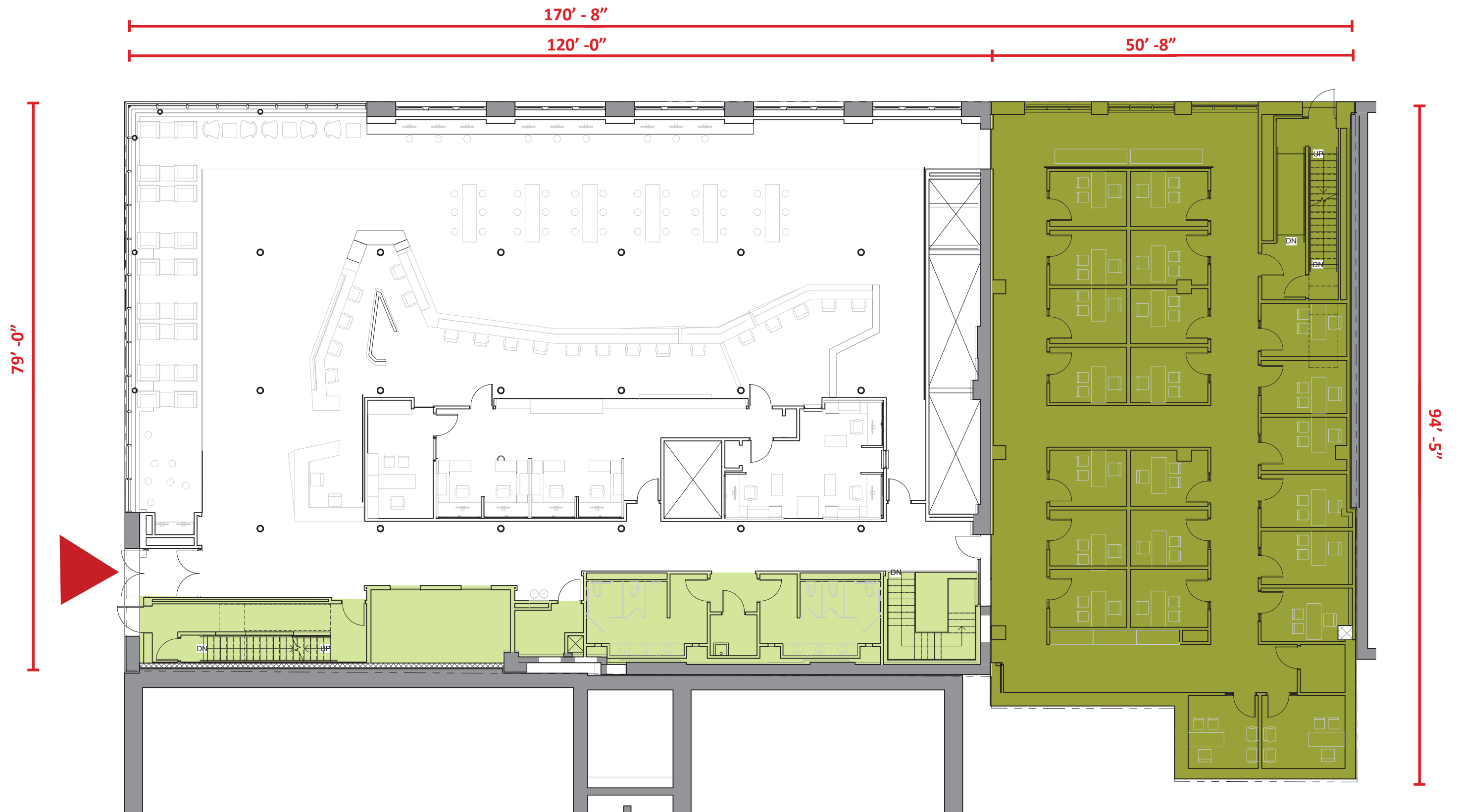
# BRICK MATCH





## ZONING & SITE INFORMATION / REQUIRED SETBACKS





# 1ST FLOOR CORE LOCATION

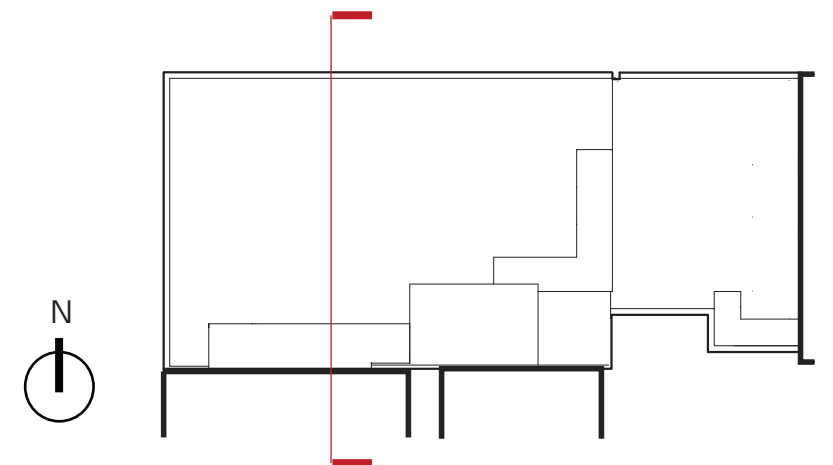
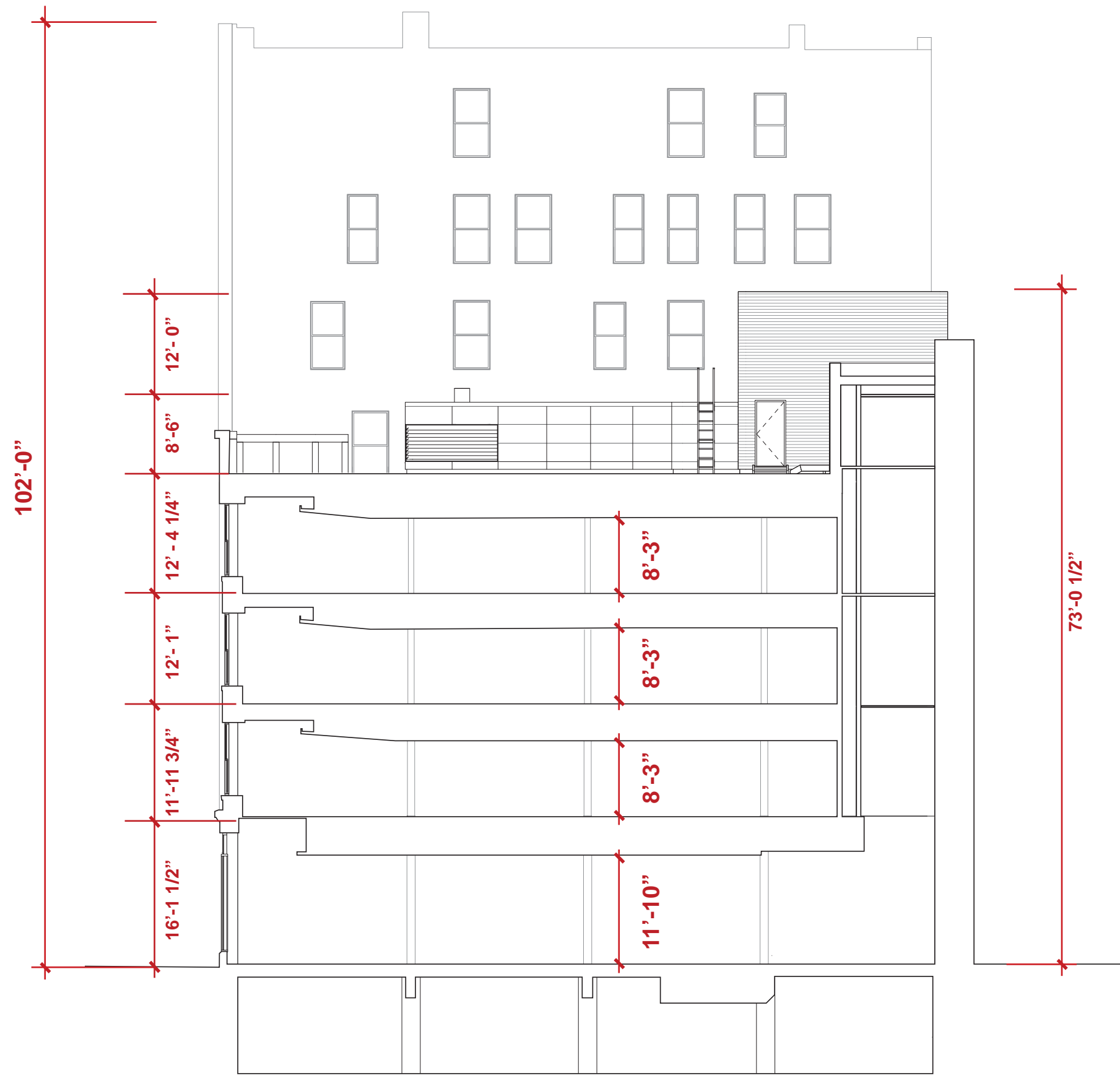
NYU 383 Lafayette - NYC LANDMARKS PRESERVATION COMMISSION

JUNE 30th, 2014

66

ennead architects LLP





# BUILDING SECTION / CEILING HEIGHTS

NYU 383 Lafayette - NYC LANDMARKS PRESERVATION COMMISSION

JUNE 30th, 2014

67

enneed architects LLP



# 1.0 CONTEXT

NYU 383 Lafayette - NYC LANDMARKS PRESERVATION COMMISSION

JUNE 30th, 2014

68

**ennead** architects LLP